



**STRONG PARTNERS.
TOUGH TRUCKS.™**

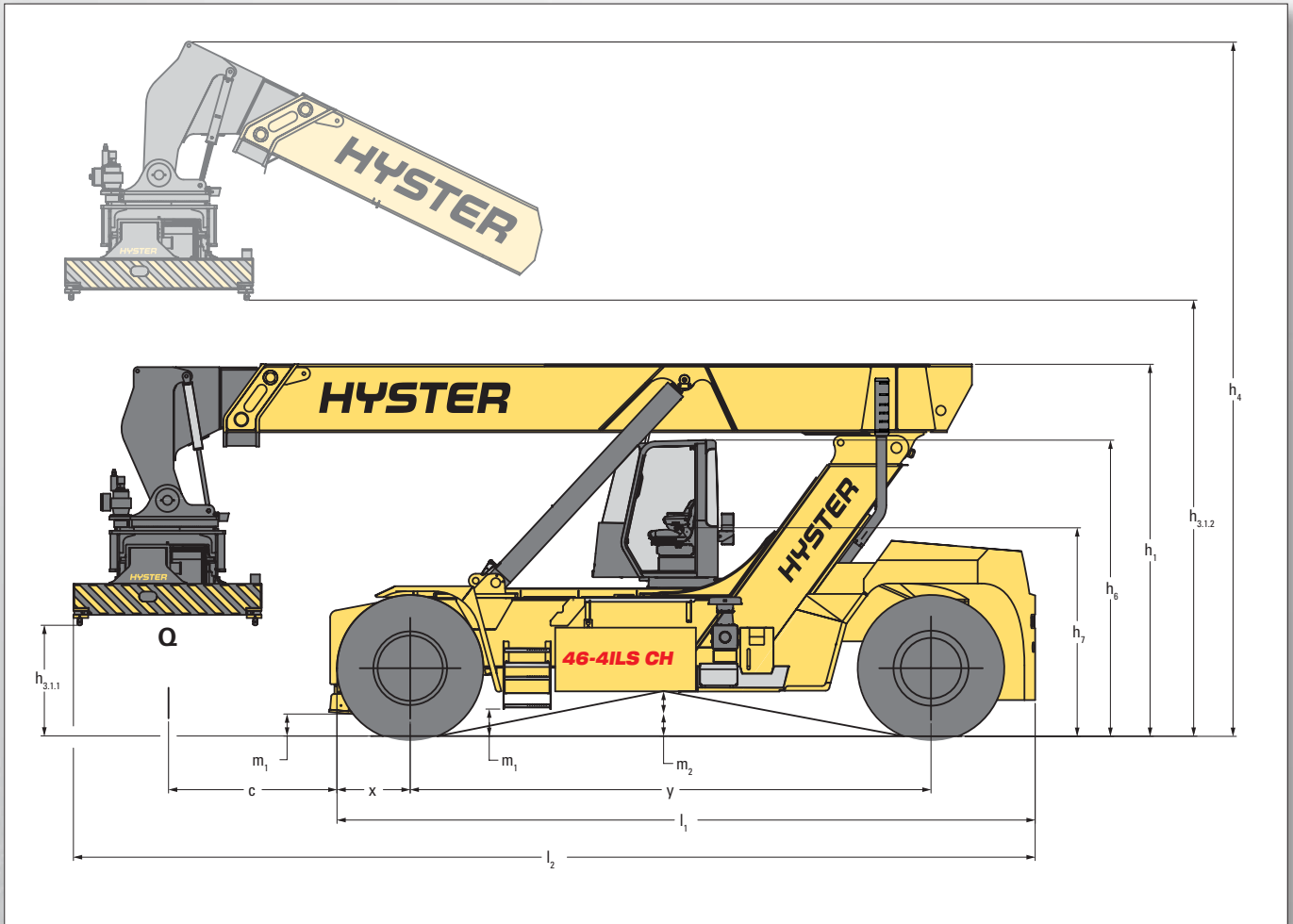


RS46 SERIES TECHNICAL GUIDE



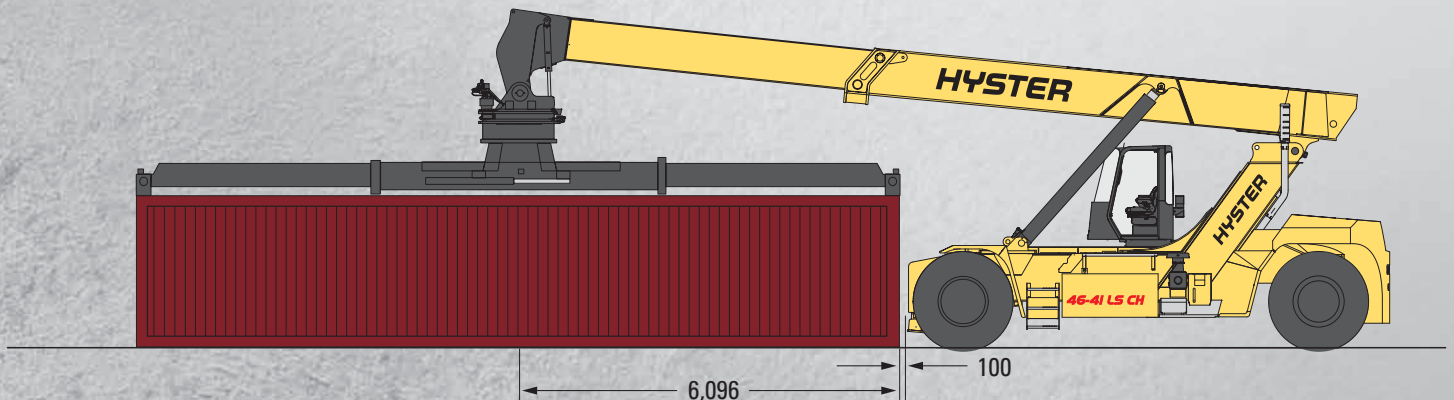
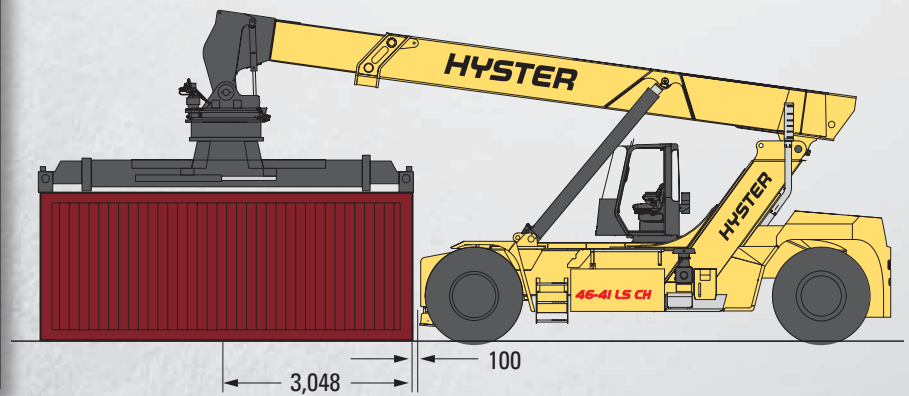
WWW.HYSTER.COM

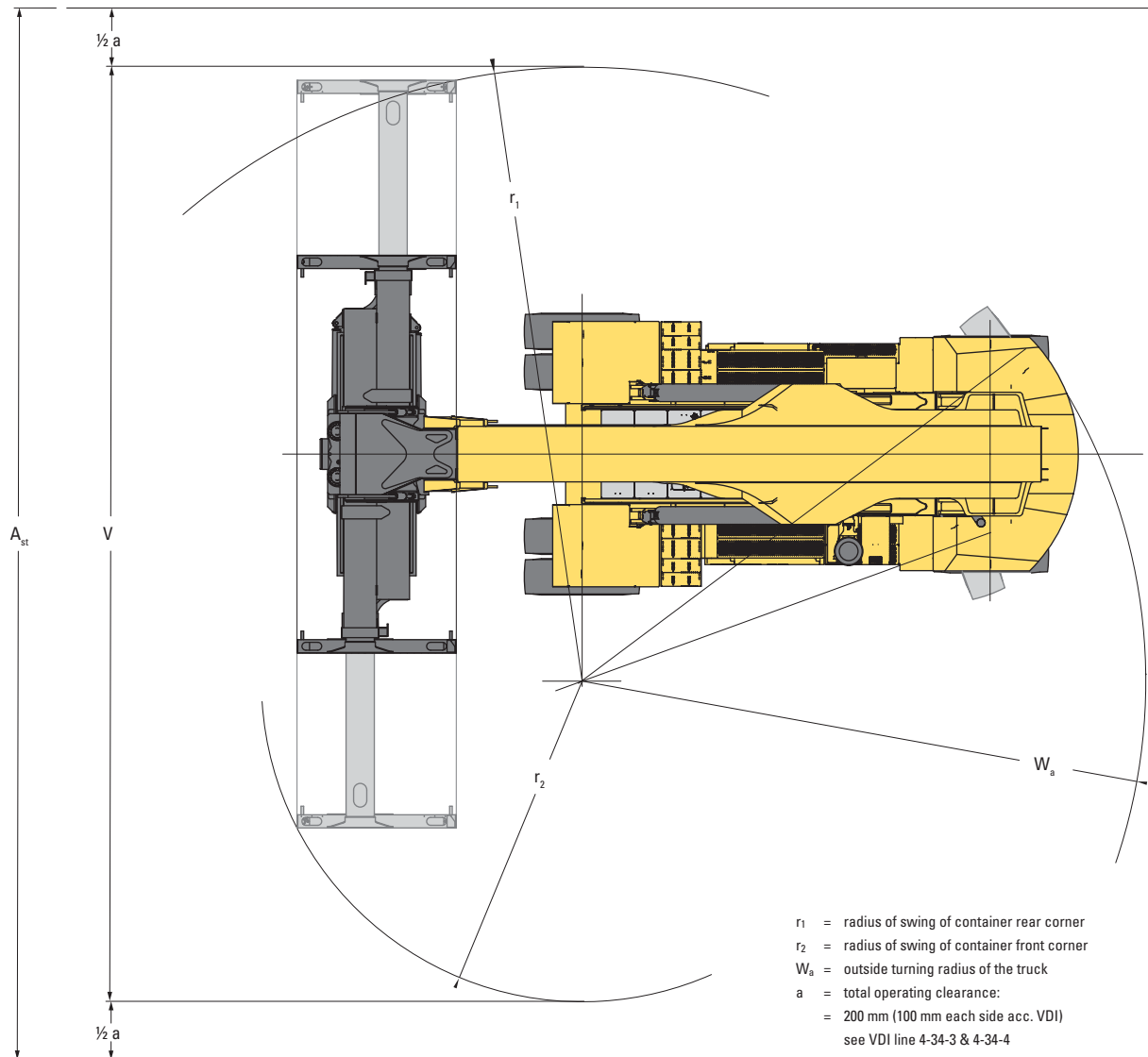
> TRUCK DIMENSIONS



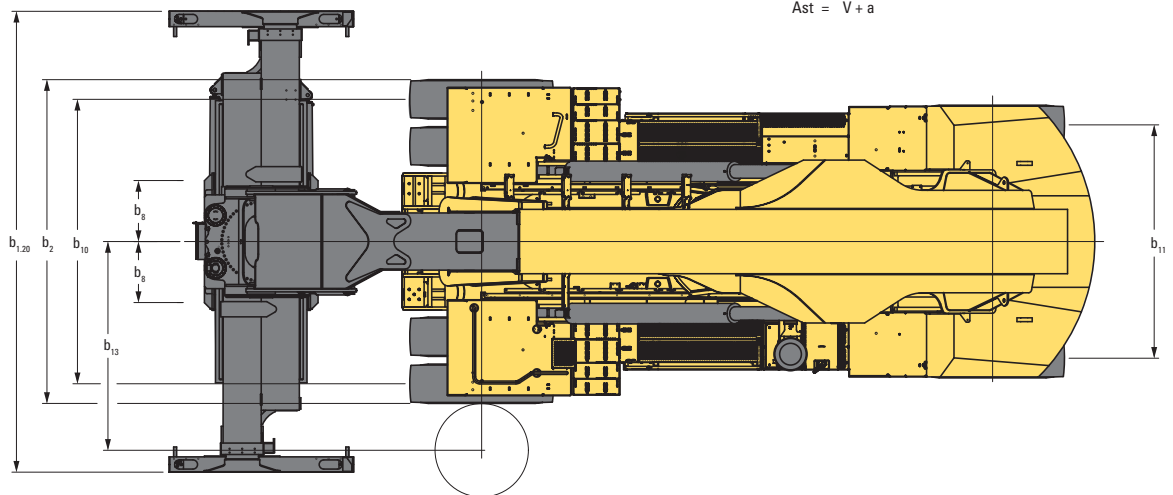
MAXIMUM CAPACITY PICKING LENGTHWISE

MODEL	20'	40'
	kg	kg
RS46-29XD/62	32,000	14,000
RS46-33XD/62	35,000	16,000
RS46-36XD/62	42,000	20,000
RS46-41XD/67	44,900	26,300
RS46-41XD/62S	44,900	26,300
RS46-41XD/67S	44,900	30,300
RS46-41XD/75S	44,900	30,300





- r_1 = radius of swing of container rear corner
- r_2 = radius of swing of container front corner
- W_a = outside turning radius of the truck
- a = total operating clearance:
= 200 mm (100 mm each side acc. VDI)
see VDI line 4-34-3 & 4-34-4
- V = (theoretical) 90° stacking aisle width, no intrusive stacking
 $V = r_2 + \text{the larger of } r_1 \text{ or } W_a$
- A_{st} = (practical) 90° stacking aisle width, no intrusive stacking
and with clearance
- $A_{st} = V + a$



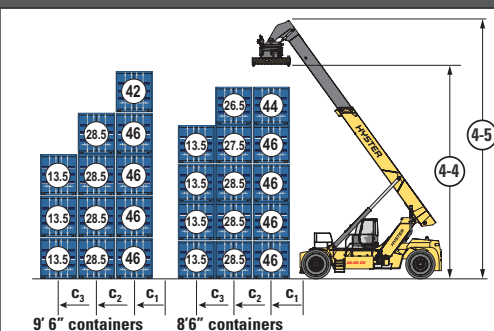
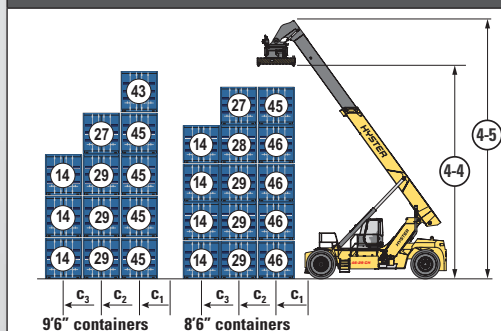
> RATED CAPACITIES AND STACKING HEIGHTS

(shown in 1,000 kg.)

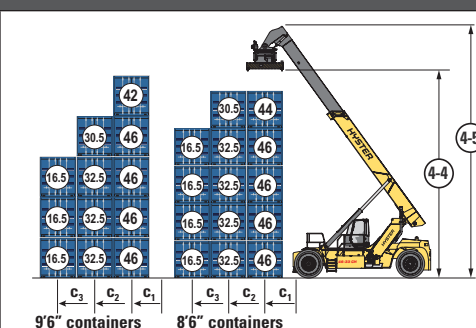
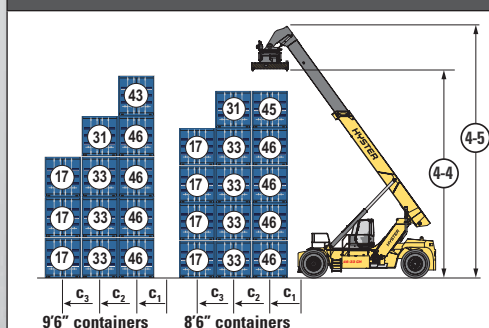
MECHANICAL PILE SLOPE

POWERED PILE SLOPE

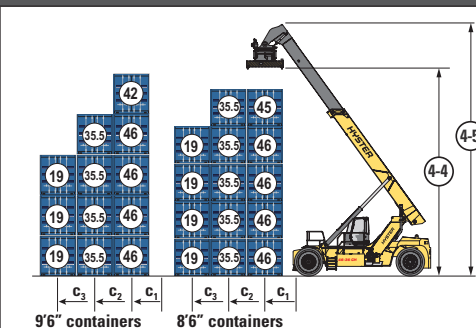
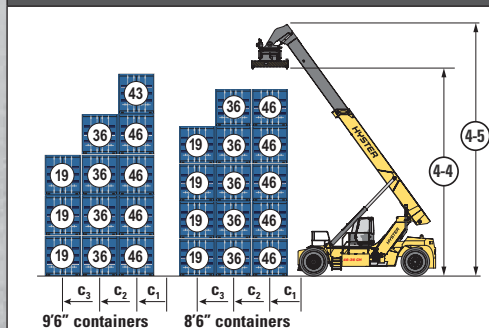
RS46-29XD/62 CONTAINER SPREADER



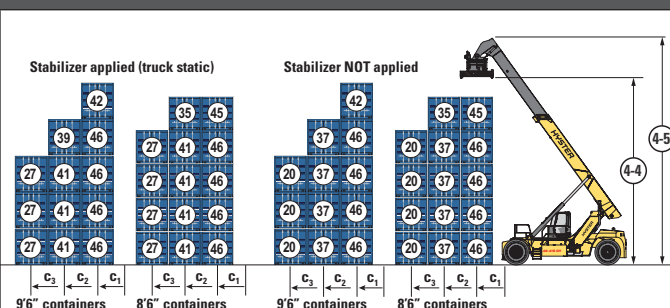
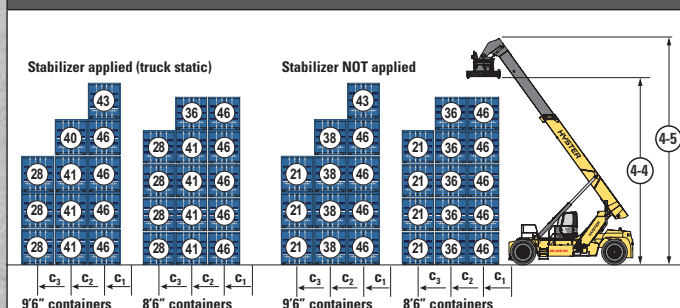
RS46-33XD/62 CONTAINER SPREADER



RS46-36XD/62 CONTAINER SPREADER



RS46-41XD/62S CONTAINER SPREADER



c1	c2	c3
1865mm	3815mm	6315mm

Note: All load centres c1, c2, c3 are taken from the front face of the (front) tyres.

RATED CAPACITIES AND STACKING HEIGHTS

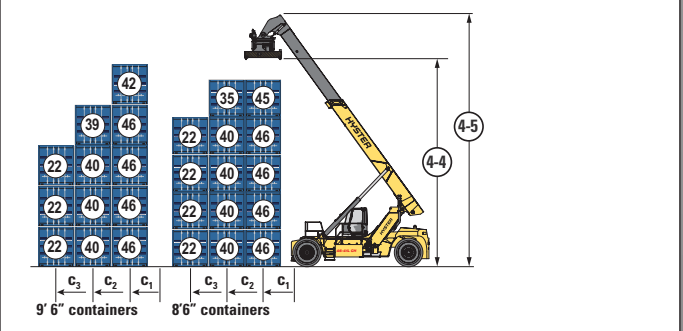
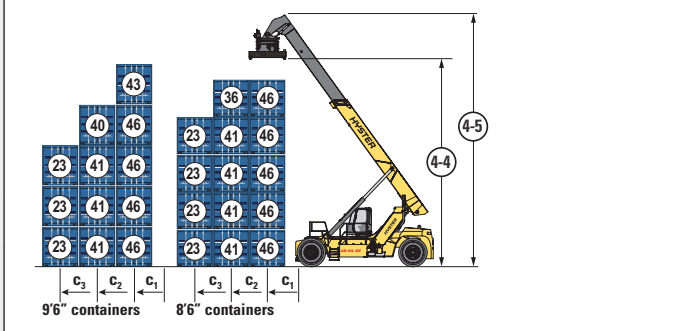
(shown in 1,000 kg.)



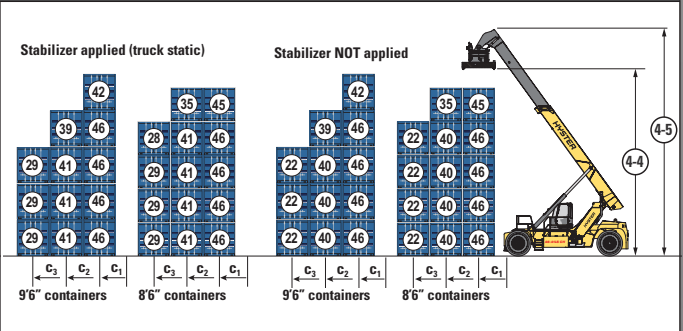
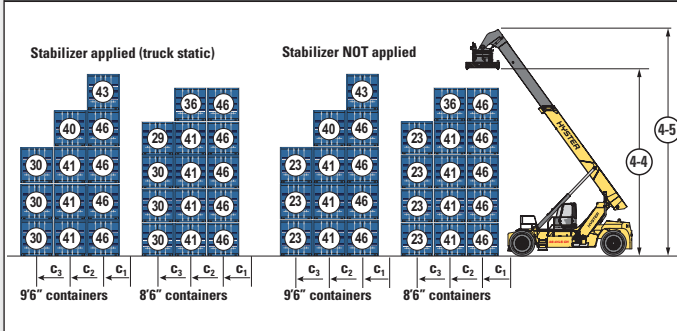
MECHANICAL PILE SLOPE

POWERED PILE SLOPE

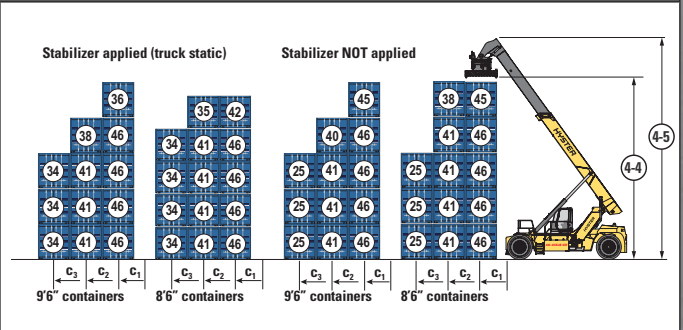
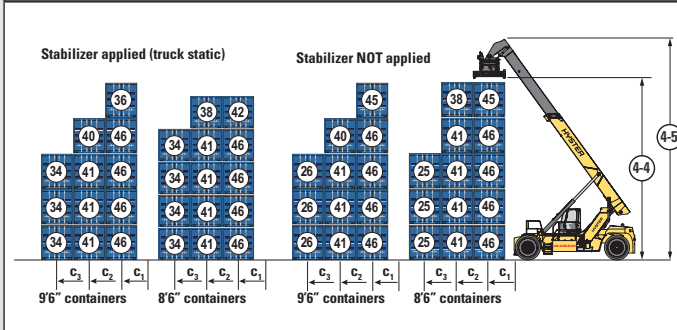
RS46-41XD/67 CONTAINER SPREADER



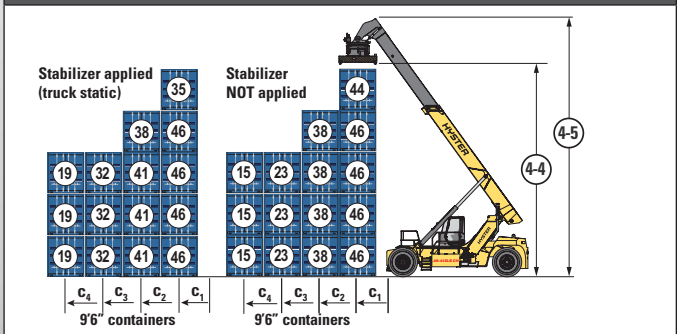
RS46-41XD/67S CONTAINER SPREADER



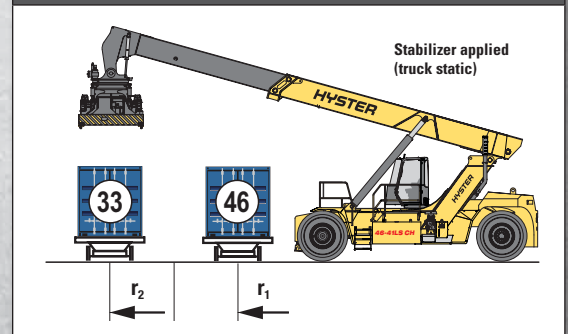
RS46-41XD/75S CONTAINER SPREADER



RS46-41XD/75S CONTAINER SPREADER (WTP WITH POWERED PILE SLOPE)



HANDLING IN SECOND RAIL (MECHANICAL PILE SLOPE)



c1	c2	c3	c4
1865mm	3815mm	6315mm	8750mm

Note: All load centres c1, c2, c3, c4 are taken from the front face of the (front) tyres.

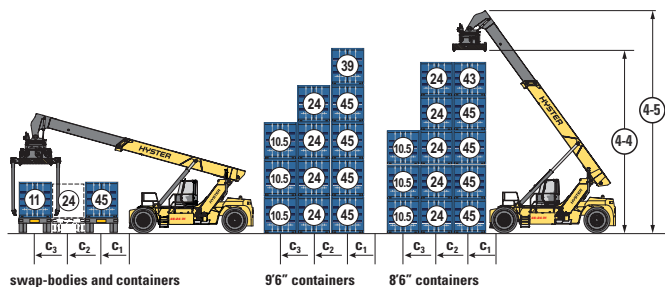
r1	r2
1865mm	6400mm

> RATED CAPACITIES AND STACKING HEIGHTS

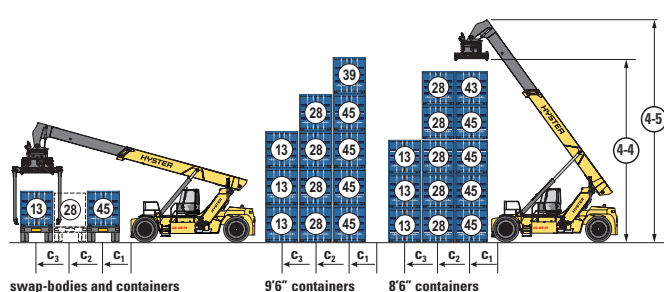
(shown in 1,000 kg.)

POWERED PILE SLOPE


RS46-29XD/62 IH SPREADER



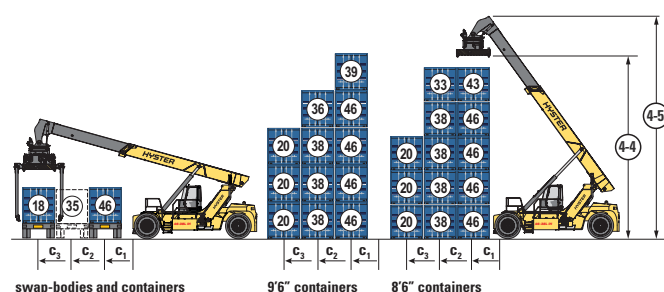
RS46-33XD/62 IH SPREADER



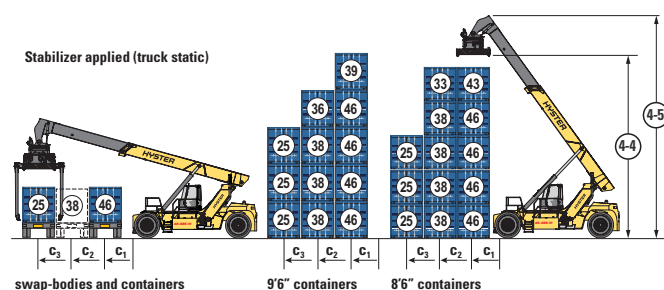
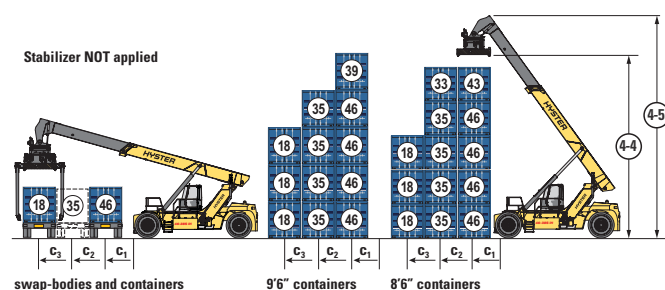
RS46-36XD/62 IH SPREADER



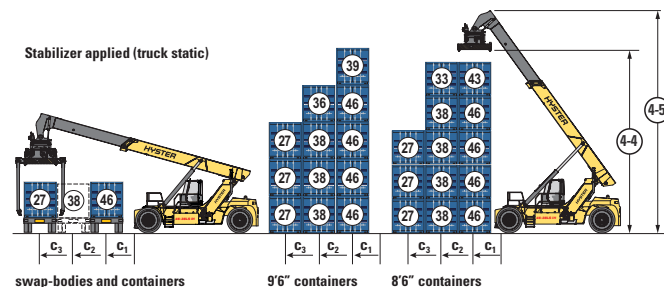
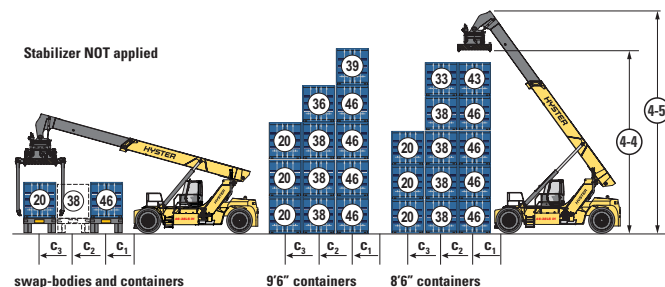
RS46-41XD/67 IH SPREADER



RS46-41XD/62S IH SPREADER



RS46-41XD/67S IH SPREADER



C1	C2	C3
1865mm	3815mm	6315mm

Note: All load centres c1, c2, c3 are taken from the front face of the (front) tyres.

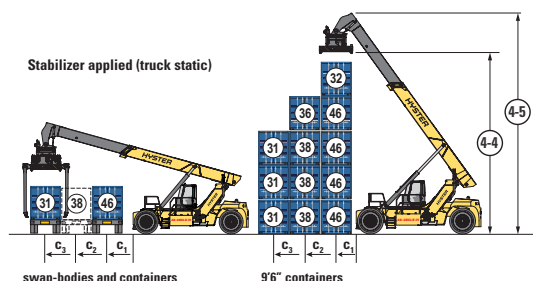
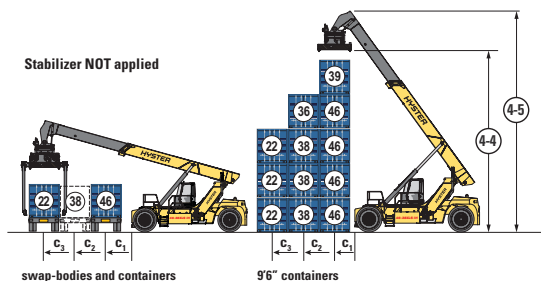
RATED CAPACITIES AND STACKING HEIGHTS



(shown in 1,000 kg.)


POWERED PILE SLOPE

RS46-41XD/75S IH SPREADER

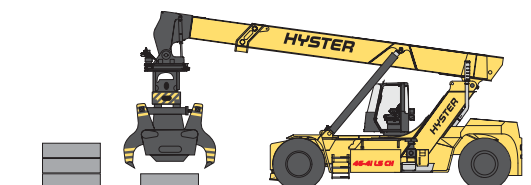


RS 46 FOR STEEL LOAD HANDLING

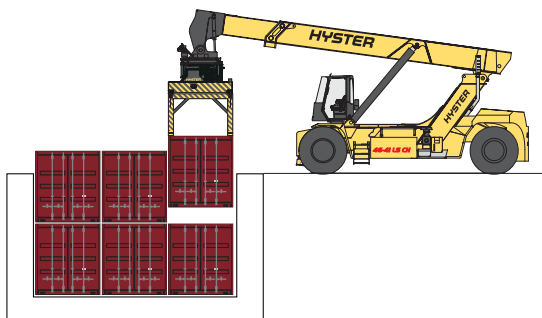
RS 46 FOR COIL HANDLING



RS 46 FOR SLAB HANDLING



RS 46 FOR BARGE CONTAINER HANDLING



c1	c2	c3
1865mm	3815mm	6315mm

Note: All load centres c1, c2, c3 are taken from the front face of the (front) tyres.

NOTES:

Specifications are affected by the condition of the vehicle and how it is equipped, as well as the nature and condition of the operating area. Inform your dealer of the nature and condition of the intended operating area when purchasing your Hyster® truck.

- (1) From face of front tyres. Deduct 100mm for loadcentre from front side of Stabilizer when applicable.
- (2) For CH models only: With optional P(owered) P(ile) S(lope) function: deduct 310mm to the total clearance (dimension a) for extra operating margin at the rear of truck.
- (3) Full suspension seat in depressed position.
- (5) These data are with the container carried 500mm in front of the wheels (load centre 1720mm).
- (6) Stacking aisle width is based on the VDI standard calculation as shown on illustration. The British Industrial Truck Association recommends the addition of 100 mm to the total clearance (dimension a) for extra operating margin at the rear of truck.
- (7) Gradeability figures are provided for comparison of tractive performance, but are not intended to endorse the operation of vehicle on the stated inclines.
- (8) Add 2 dB(A) for option with additional cab fan.

All capacities are according to EN1459.

All specifications and capacities are valid for trucks equipped with a Hyster® container handling spreader for handling ISO container.



Safety: This truck conforms to the current EU requirements.

NOTICE:

Care must be exercised when handling elevated loads. Operators must be trained and must read, understand and follow the instructions contained in the Operating Manual.

All values are nominal values and they are subject to tolerances. For further information, please contact the manufacturer.

Hyster products are subject to change without notice.

Lift trucks illustrated may feature optional equipment. Values may vary with alternative configurations.

CERTIFICATION: Hyster lift trucks meet the design and construction requirements of B56.1-1969, per OSHA Section 1910.178(a)(2), and also comply with the B56.1 revision in effect at time of manufacture. Certification of compliance with the applicable ANSI standards appears on the lift truck. Performance specifications are for a truck equipped as described under Standard Equipment on this Technical Guide. Performance specifications are affected by the condition of the vehicle and how it is equipped, as well as by the nature, condition of the operating area, proper service and maintenance of the vehicle. If these specifications are critical, the proposed application should be discussed with your dealer.

NOTE: Specifications, unless otherwise listed, are for a standard truck without optional equipment.

Specification data is based on VDI 2198.

> RS46-29, RS46-33, RS46-36, RS 46-41 CONTAINER HANDLERS

GENERAL	1-1	Manufacturer			HYSTER		HYSTER		HYSTER		HYSTER	
	1-2	Model designation			RS46-29XD/62		RS46-33XD/62		RS46-36XD/62		RS46-41XD/67	
	1-3	Drive			Diesel		Diesel		Diesel		Diesel	
	1-4	Operator type			Seated		Seated		Seated		Seated	
	1-5-1	Load capacity at load centre distance c ₁ without/with stabiliser	Q ₁	kg	46,000	n/a	46,000	n/a	46,000	n/a	46,000	n/a
	1-5-2	Load capacity at load centre distance c ₂ without/with stabiliser	Q ₂	kg	29,000	n/a	33,000	n/a	36,000	n/a	41,000	n/a
	1-5-3	Load capacity at load centre distance c ₃ without/with stabiliser	Q ₃	kg	14,000	n/a	17,000	n/a	19,000	n/a	23,000	n/a
	1-6-1	Load centre distance c ₁ (1)	c ₁	mm	1,865		1,865		1,865		1,865	
	1-6-2	Load centre distance c ₂ (1)	c ₂	mm	3,815		3,815		3,815		3,815	
	1-6-3	Load centre distance c ₃ (1)	c ₃	mm	6,315		6,315		6,315		6,315	
	1-8	Load distance, ctr of drive axle to face of front tyres/front of stabiliser	x	mm	835	n/a	835	n/a	930	n/a	930	n/a
	1-9	Wheelbase	y	mm	6,200		6,200		6,200		6,700	
	1-10	Stacking height at first row (number x container height)		#	5 x 9' 6"		5 x 9' 6"		5 x 9' 6"		5 x 9' 6"	
WEIGHT	2-1	Service weight		kg	68,500		72,200		79,300		82,600	
	2-2-1	Axle loading with load, front / rear at c ₁		kg	101,350	13,150	101,100	17,100	103,200	22,100	103,400	25,200
	2-3-1	Axle loading without load, front / rear at c ₁		kg	35,300	33,200	35,000	37,200	36,500	42,800	38,200	44,400
WHEELS	3-1	Tyre type			Pneumatic		Pneumatic		Pneumatic		Pneumatic	
	3-2	Tyre size, front			18.00-25 40PR		18.00-25 40PR		18.00-33 36PR		18.00-33 36PR	
	3-3	Tyre size, rear			18.00-25 40PR		18.00-25 40PR		18.00-33 36PR		18.00-33 36PR	
	3-5	Wheels, number front / rear (X = driven wheels)			x4 / 2		x4 / 2		x4 / 2		x4 / 2	
	3-6	Tread, front	b ₁₀	mm	3,703		3,703		3,703		3,703	
	3-7	Tread, rear	b ₁₁	mm	3,060		3,060		3,060		3,060	
DIMENSIONS	4-1	Boom angle minimum / maximum		(°)	0 / 59		0 / 59		0 / 59		0 / 59	
	4-2	Height of boom lowered	h ₁	mm	4,700		4,700		4,795		4,795	
	4-4-1	Lift height at load centre c ₁ (2)	h _{3.1}	mm	15,260		15,260		15,355		15,355	
	4-4-2	Lift height at load centre c ₂ (2)	h _{3.2}	mm	13,850		13,850		13,945		13,945	
	4-5	Height, boom extended	h ₄	mm	18,110		18,110		18,205		18,205	
	4-7	Height of overhead guard (cabin)	h ₆	mm	3,720		3,720		3,815		3,815	
	4-8	Seat height to SIP (3)	h ₇	mm	2,555		2,555		2,650		2,650	
	4-15	Height under Twistlock - lowered (2)	h ₁₃	mm	1,345		1,345		1,440		1,440	
	4-19	Overall length	l ₁	mm	8,360		8,360		8,650		9,150	
	4-20	Overall length including boom retracted	l ₂	mm	11,873		11,873		12,073		12,573	
	4-21-2	Overall width across all of truck	b ₂	mm	4,200		4,200		4,200		4,200	
	4-21-3	Overall width across spreader 20'	b _{1.20}	mm	6,100		6,100		6,100		6,100	
	4-21-4	Overall width across spreader 40'	b _{1.40}	mm	12,200		12,200		12,200		12,200	
	4-31	Ground clearance, lowest point	m ₁	mm	296		296		315		315	
	4-32	Ground clearance, centre or wheelbase	m ₂	mm	459		459		544		544	
	4-34-3	Aisle width: 20' container (5) (6)	Ast ₂₀	mm	12,639		12,639		13,330		13,430	
	4-34-4	Aisle width: 40' container (5) (6)	Ast ₄₀	mm	14,403		14,403		14,620		14,620	
PERFORMANCE	4-35	Outside turning radius	W _a	mm	8,420		8,420		9,200		9,300	
	4-36	Internal turning radius	b ₁₃	mm	1,500		1,500		2,000		2,400	
	5-1-1	Travel speed with / without load		km/h	20	23	20	23	21	23	20	23
	5-1-2	Travel speed with / without load, backwards		km/h	15	16	15	16	15	16	15	16
	5-2-1	Lifting speed with / without load (260cc pump option)		m/s	0.25	0.42	0.25	0.42	0.25	0.42	0.25	0.42
	5-2-2	Lifting speed with / without load (294cc pump option)		m/s	0.28	0.48	0.28	0.48	0.28	0.48	0.28	0.48
	5-3	Lowering speed with / without load		m/s	0.46	0.45	0.46	0.45	0.46	0.45	0.46	0.45
	5-7	Gradeability - 1.6 km/h, with / without load (7)		%	27	31	26	31	22	31	21	31

- (1) From face of front tyres. Deduct 100 mm for loadcentre from front side of Stabilizer when applicable
- (2) For CH models only: With optional P(owered) P(ile) S(lope) function: deduct 310 mm
- (3) Full suspension seat in depressed position
- (5) These data are with the container carried 500 mm in front of the wheels (loadcentre 1720 mm)
- (6) Stacking aisle width is based on the VDI standard calculation as shown on illustration. The British Industrial Truck Association recommends the addition of 100 mm to the total clearance (dimension a) for extra operating margin at the rear of truck.
- (7) Gradeability figures are provided for comparison of tractive performance, but are not intended to endorse the operation of vehicle on the stated inclines.

RS46-41 CONTAINER HANDLERS



GENERAL	1-1	Manufacturer			HYSTER		HYSTER		HYSTER	
	1-2	Model designation			RS46-41XD/62S		RS46-41XD/67S		RS46-41XD/75S	
	1-3	Drive			Diesel		Diesel		Diesel	
	1-4	Operator type			Seated		Seated		Seated	
	1-5-1	Load capacity at load centre distance c ₁ without/with stabiliser	Q ₁	kg	46,000	46,000	46,000	46,000	46,000	46,000
	1-5-2	Load capacity at load centre distance c ₂ without/with stabiliser	Q ₂	kg	38,000	41,000	41,000	41,000	41,000	41,000
	1-5-3	Load capacity at load centre distance c ₃ without/with stabiliser	Q ₃	kg	21,000	28,000	23,000	30,000	25,000	34,100
	1-6-1	Load centre distance c ₁ (1)	c ₁	mm	1,865		1,865		1,865	
	1-6-2	Load centre distance c ₂ (1)	c ₂	mm	3,815		3,815		3,815	
	1-6-3	Load centre distance c ₃ (1)	c ₃	mm	6,315		6,315		6,315	
	1-8	Load distance, ctr of drive axle to face of front tyres/front of stabiliser	x	mm	930	1030	930	1030	930	1030
	1-9	Wheelbase	y	mm	6,200		6,700		7,500	
	1-10	Stacking height at first row (number x container height)		#	5 x 9' 6"		5 x 9' 6"		5 x 9' 6"	
WEIGHT	2-1	Service weight		kg	83,600		84,600		84,650	
	2-2-1	Axle loading with load, front / rear at c ₁		kg	105,400	24,200	105,600	25,000	103,350	27,300
	2-3-1	Axle loading without load, front / rear at c ₁		kg	38,700	44,900	40,400	44,200	41,300	43,350
WHEELS	3-1	Tyre type			Pneumatic		Pneumatic		Pneumatic	
	3-2	Tyre size, front			18.00-33 36PR		18.00-33 36PR		18.00-33 36PR	
	3-3	Tyre size, rear			18.00-33 36PR		18.00-33 36PR		18.00-33 36PR	
	3-5	Wheels, number front / rear (X = driven wheels)			x4 / 2		x4 / 2		x4 / 2	
	3-6	Tread, front	b ₁₀	mm	3,703		3,703		3,703	
	3-7	Tread, rear	b ₁₁	mm	3,060		3,060		3,060	
DIMENSIONS	4-1	Boom angle minimum / maximum		(°)	0 / 59		0 / 59		3 / 58	
	4-2	Height of boom lowered	h ₁	mm	4,795		4,795		5,457	
	4-4-1	Lift height at load centre c ₁ (2)	h _{3.1}	mm	15,355		15,355		15,225	
	4-4-2	Lift height at load centre c ₂ (2)	h _{3.2}	mm	13,945		13,945		14,158	
	4-5	Height, boom extended	h ₄	mm	18,205		18,205		18,420	
	4-7	Height of overhead guard (cabin)	h ₆	mm	3,815		3,815		3,815	
	4-8	Seat height to SIP (3)	h ₇	mm	2,650		2,650		2,650	
	4-15	Height under Twistlock - lowered (2)	h ₁₃	mm	1,440		1,440		1,835	
	4-19	Overall length	l ₁	mm	8,750		9,250		10,050	
	4-20	Overall length including boom retracted	l ₂	mm	12,073		12,573		13,613	
	4-21-2	Overall width across all of truck	b ₂	mm	4,200		4,200		4,200	
	4-21-3	Overall width across spreader 20'	b _{1.20}	mm	6,100		6,100		6,100	
	4-21-4	Overall width across spreader 40'	b _{1.40}	mm	12,200		12,200		12,200	
	4-31	Ground clearance, lowest point	m ₁	mm	250		250		250	
	4-32	Ground clearance, centre or wheelbase	m ₂	mm	544		544		544	
	4-34-3	Aisle width: 20' container (5) (6)	Ast ₂₀	mm	13,330		13,430		14,780	
	4-34-4	Aisle width: 40' container (5) (6)	Ast ₄₀	mm	14,620		14,620		15,370	
PERFORMANCE	4-35	Outside turning radius	W _a	mm	9,200		9,300		10,650	
	4-36	Internal turning radius	b ₁₃	mm	2,000		2,400		2,975	
	5-1-1	Travel speed with / without load		km/h	20	23	20	23	20	23
	5-1-2	Travel speed with / without load, backwards		km/h	15	16	15	16	15	16
	5-2-1	Lifting speed with / without load (260cc pump option)		m/s	0.25	0.42	0.25	0.42	0.25	0.42
	5-2-2	Lifting speed with / without load (294cc pump option)		m/s	0.28	0.48	0.28	0.48	0.28	0.48
	5-3	Lowering speed with / without load		m/s	0.46	0.45	0.46	0.45	0.46	0.45
	5-7	Gradeability - 1.6 km/h, with / without load (7)		%	21	30	21	30	21	30

(1) From face of front tyres. Deduct 100 mm for loadcentre from front side of Stabilizer when applicable.

(2) For CH models only: With optional P(owered) P(ile) S(lope) function: deduct 310 mm

(3) Full suspension seat in depressed position

(5) These data are with the container carried 500 mm in front of the wheels (loadcentre 1720 mm)

(6) Stacking aisle width is based on the VDI standard calculation as shown on illustration. The British Industrial Truck Association recommends the addition of 100 mm to the total clearance (dimension a) for extra operating margin at the rear of truck.

(7) Gradeability figures are provided for comparison of tractive performance, but are not intended to endorse the operation of vehicle on the stated inclines.

> RS46-29, RS46-33, RS46-36, RS46-41 INTERMODAL HANDLERS

GENERAL	1-1	Manufacturer			HYSTER		HYSTER		HYSTER		HYSTER	
	1-2	Model designation			RS46-29XD/62		RS46-33XD/62		RS46-36XD/62		RS46-41XD/67	
	1-3	Drive			Diesel		Diesel		Diesel		Diesel	
	1-4	Operator type			Seated		Seated		Seated		Seated	
	1-5-1	Load capacity at load centre distance c ₁ without/with stabiliser	Q ₁	kg	45,000	n/a	45,000	n/a	46,000	n/a	46,000	n/a
	1-5-2	Load capacity at load centre distance c ₂ without/with stabiliser	Q ₂	kg	24,000	n/a	28,000	n/a	33,000	n/a	38,000	n/a
	1-5-3	Load capacity at load centre distance c ₃ without/with stabiliser	Q ₃	kg	11,000	n/a	13,000	n/a	17,000	n/a	20,000	n/a
	1-6-1	Load centre distance c ₁ (1)	c ₁	mm	1,865		1,865		1,865		1,865	
	1-6-2	Load centre distance c ₂ (1)	c ₂	mm	3,815		3,815		3,815		3,815	
	1-6-3	Load centre distance c ₃ (1)	c ₃	mm	6,315		6,315		6,315		6,315	
1-8	Load distance, ctr of drive axle to face of front tyres/front of stabiliser	x	mm	835	n/a	835	n/a	930	n/a	930	n/a	
1-9	Wheelbase	y	mm	6,200		6,200		6,200		6,700		
1-10	Stacking height at first row (number x container height)		#	5 x 9' 6"		5 x 9' 6"		5 x 9' 6"		5 x 9' 6"		
WEIGHT	2-1	Service weight		kg	72,400		76,100		83,200		86,500	
	2-2-1	Axle loading with load, front / rear at c ₁		kg	105,400	12,000	105,200	15,900	108,800	20,400	108,800	23,700
	2-3-1	Axle loading without load, front / rear at c ₁		kg	40,800	31,600	40,500	35,600	42,100	41,100	43,600	42,900
WHEELS	3-1	Tyre type			Pneumatic		Pneumatic		Pneumatic		Pneumatic	
	3-2	Tyre size, front			18.00-25 40PR		18.00-25 40PR		18.00-33 36PR		18.00-33 36PR	
	3-3	Tyre size, rear			18.00-25 40PR		18.00-25 40PR		18.00-33 36PR		18.00-33 36PR	
	3-5	Wheels, number front / rear (X = driven wheels)			x4 / 2		x4 / 2		x4 / 2		x4 / 2	
	3-6	Tread, front	b ₁₀	mm	3,703		3,703		3,703		3,703	
	3-7	Tread, rear	b ₁₁	mm	3,060		3,060		3,060		3,060	
	DIMENSIONS	4-1	Boom angle minimum / maximum		(°)	0 / 59		0 / 59		0 / 59		0 / 59
4-2		Height of boom lowered	h ₁	mm	4,700		4,700		4,795		4,795	
4-4-1		Lift height at load centre c ₁ (2)	h _{3.1}	mm	14,780		14,780		14,875		14,875	
4-4-2		Lift height at load centre c ₂ (2)	h _{3.2}	mm	13,375		13,375		13,470		13,470	
4-5		Height, boom extended	h ₄	mm	18,110		18,110		18,205		18,205	
4-7		Height of overhead guard (cabin)	h ₆	mm	3,720		3,720		3,815		3,815	
4-8		Seat height to SIP (3)	h ₇	mm	2,555		2,555		2,650		2,650	
4-15		Height under Twistlock - lowered (2)	h ₁₃	mm	885		885		980		980	
4-19		Overall length	l ₁	mm	8,360		8,360		8,650		9,150	
4-20		Overall length including boom retracted	l ₂	mm	11,873		11,873		12,073		12,573	
4-21-2		Overall width across all of truck	b ₂	mm	4,200		4,200		4,200		4,200	
4-21-3		Overall width across spreader 20'	b _{1.20}	mm	6,100		6,100		6,100		6,100	
4-21-4		Overall width across spreader 40'	b _{1.40}	mm	12,200		12,200		12,200		12,200	
4-31		Ground clearance, lowest point	m ₁	mm	296		296		315		315	
4-32		Ground clearance, centre or wheelbase	m ₂	mm	459		459		544		544	
4-34-3		Aisle width: 20' container (5) (6)	Ast ₂₀	mm	12,639		12,639		13,330		13,430	
4-34-4		Aisle width: 40' container (5) (6)	Ast ₄₀	mm	14,403		14,403		14,620		14,620	
4-35		Outside turning radius	W _a	mm	8,420		8,420		9,200		9,300	
4-36		Internal turning radius	b ₁₃	mm	1,500		1,500		2,000		2,400	
PERFORMANCE	5-1-1	Travel speed with / without load		km/h	20	23	20	23	20	23	20	23
	5-1-2	Travel speed with / without load, backwards		km/h	15	16	15	16	15	16	15	16
	5-2-1	Lifting speed with / without load (260cc pump option)		m/s	0.24	0.41	0.24	0.41	0.24	0.41	0.24	0.41
	5-2-2	Lifting speed with / without load (294cc pump option)		m/s	0.27	0.47	0.27	0.47	0.27	0.47	0.27	0.47
	5-3	Lowering speed with / without load		m/s	0.46	0.45	0.46	0.45	0.46	0.45	0.46	0.45
	5-7	Gradeability - 1.6 km/h, with / without load (7)		%	26	31	25	31	21	30	20	29

(1) From face of front tyres. Deduct 100 mm for loadcentre from front side of Stabilizer when applicable

(2) For CH models only: With optional P(owered) P(ile) S(lope) function: deduct 310 mm

(3) Full suspension seat in depressed position

(5) These data are with the container carried 500 mm in front of the wheels (loadcentre 1720 mm)

(6) Stacking aisle width is based on the VDI standard calculation as shown on illustration. The British Industrial Truck Association recommends the addition of 100 mm to the total clearance (dimension a) for extra operating margin at the rear of truck.

(7) Gradeability figures are provided for comparison of tractive performance, but are not intended to endorse the operation of vehicle on the stated inclines.

RS46-41 INTERMODAL HANDLERS



GENERAL	1-1	Manufacturer			HYSTER		HYSTER		HYSTER	
	1-2	Model designation			RS46-41XD/62S		RS46-41XD/67S		RS46-41XD/75S	
	1-3	Drive			Diesel		Diesel		Diesel	
	1-4	Operator type			Seated		Seated		Seated	
	1-5-1	Load capacity at load centre distance c ₁ without/with stabiliser	Q ₁	kg	46,000	46,000	46,000	46,000	46,000	46,000
	1-5-2	Load capacity at load centre distance c ₂ without/with stabiliser	Q ₂	kg	35,000	38,000	38,000	38,000	38,000	38,000
	1-5-3	Load capacity at load centre distance c ₃ without/with stabiliser	Q ₃	kg	18,000	25,000	20,000	27,000	22,000	31,000
	1-6-1	Load centre distance c ₁ (1)	c ₁	mm	1,865		1,865		1,865	
	1-6-2	Load centre distance c ₂ (1)	c ₂	mm	3,815		3,815		3,815	
	1-6-3	Load centre distance c ₃ (1)	c ₃	mm	6,315		6,315		6,315	
	1-8	Load distance, ctr of drive axle to face of front Tyres/front of stabiliser	x	mm	930	1030	930	1030	930	1030
	1-9	Wheelbase	y	mm	6,200		6,700		7,500	
	1-10	Stacking height at first row (number x container height)		#	5 x 9' 6"		5 x 9' 6"		5 x 9' 6"	
WEIGHT	2-1	Service weight		kg	87,500		88,500		88,500	
	2-2-1	Axle loading with load, front / rear at c ₁		kg	111,000	22,500	111,000	23,500	110,055	24,488
	2-3-1	Axle loading without load, front / rear at c ₁		kg	44,200	43,300	45,800	42,700	46,900	41,600
WHEELS	3-1	Tyre type			Pneumatic		Pneumatic		Pneumatic	
	3-2	Tyre size, front			18.00-33 36PR		18.00-33 36PR		18.00-33 36PR	
	3-3	Tyre size, rear			18.00-33 36PR		18.00-33 36PR		18.00-33 36PR	
	3-5	Wheels, number front / rear (X = driven wheels)			x4 / 2		x4 / 2		x4 / 2	
	3-6	Tread, front	b ₁₀	mm	3,703		3,703		3,703	
	3-7	Tread, rear	b ₁₁	mm	3,060		3,060		3,060	
DIMENSIONS	4-1	Boom angle minimum / maximum		(°)	0 / 59		0 / 59		3 / 58	
	4-2	Height of boom lowered	h ₁	mm	4,795		4,795		5,457	
	4-4-1	Lift height at load centre c ₁ (2)	h _{3.1}	mm	14,875		14,875		14,765	
	4-4-2	Lift height at load centre c ₂ (2)	h _{3.2}	mm	13,470		13,470		13,698	
	4-5	Height, boom extended	h ₄	mm	18,205		18,205		18,420	
	4-7	Height of overhead guard (cabin)	h ₆	mm	3,815		3,815		3,815	
	4-8	Seat height to SIP (3)	h ₇	mm	2,650		2,650		2,650	
	4-15	Height under Twistlock - lowered (2)	h ₁₃	mm	980		980		1,835	
	4-19	Overall length	l ₁	mm	8,750		9,250		10,050	
	4-20	Overall length including boom retracted	l ₂	mm	12,073		12,573		13,613	
	4-21-2	Overall width across all of truck	b ₂	mm	4,200		4,200		4,200	
	4-21-3	Overall width across spreader 20'	b _{1.20}	mm	6,100		6,100		6,100	
	4-21-4	Overall width across spreader 40'	b _{1.40}	mm	12,200		12,200		12,200	
	4-31	Ground clearance, lowest point	m ₁	mm	250		250		250	
	4-32	Ground clearance, centre or wheelbase	m ₂	mm	544		544		544	
	4-34-3	Aisle width: 20' container (5) (6)	Ast ₂₀	mm	13,330		13,430		14,780	
	4-34-4	Aisle width: 40' container (5) (6)	Ast ₄₀	mm	14,620		14,620		15,370	
PERFORMANCE	4-35	Outside turning radius	W _a	mm	9,200		9,300		10,650	
	4-36	Internal turning radius	b ₁₃	mm	2,000		2,400		2,975	
	5-1-1	Travel speed with / without load		km/h	20	23	20	23	20	23
	5-1-2	Travel speed with / without load, backwards		km/h	15	16	15	16	15	16
	5-2-1	Lifting speed with / without load (260cc pump option)		m/s	0.24	0.41	0.24	0.41	0.24	0.41
	5-2-2	Lifting speed with / without load (294cc pump option)		m/s	0.27	0.47	0.27	0.47	0.27	0.47
	5-3	Lowering speed with / without load		m/s	0.46	0.45	0.46	0.45	0.46	0.45
	5-7	Gradeability - 1.6 km/h, with / without load (7)		%	26	29	20	28	0	28

(1) From face of front tyres. Deduct 100 mm for loadcentre from front side of Stabilizer when applicable.

(2) For CH models only: With optional P(owered) P(ile) S(lope) function: deduct 310 mm

(3) Full suspension seat in depressed position

(5) These data are with the container carried 500 mm in front of the wheels (loadcentre 1720 mm)

(6) Stacking aisle width is based on the VDI standard calculation as shown on illustration. The British Industrial Truck Association recommends the addition of 100 mm to the total clearance (dimension a) for extra operating margin at the rear of truck.

(7) Gradeability figures are provided for comparison of tractive performance, but are not intended to endorse the operation of vehicle on the stated inclines.

> POWERTRAINS

GENERAL	1-1	Manufacturer			HYSTER	HYSTER
	1-2	Model designation			RS46 CH	RS46 IH
	1-3	Drive			Diesel	Diesel

ENGINE	7-1	Engine manufacturer / model			Mercedes / OM470	
	7-1a	Emission legislation			Stage V	
	7-2	Engine power rated to ISO 1585		kW	240	
	7-2-1	Engine power, maximum		kW	240	
	7-3	Rated speed		min ⁻¹	1,600	
	7-3-1	Engine torque @rpm		Nm/min ⁻¹	1,700 @ 1300	
	7-4	Number of cylinders / displacement		# / cm ³	6 / 10,700	
	7-8	Alternator output		Amps	150	
	7-9	Electrical system voltage		V	24	
	7-10	Battery voltage, rated capacity		V / Ah	24 / 105	

DRIVE	8-1	Drive control / Transmission		Type / #	Torque Converter	
	8-2	Transmission manufacturer / type		Type / #	Spicer Off-Highway / TE-30	
	8-4	Transmission speeds forward / backward		#	5 / 3	
	8-5	Coupling		Type	Torque Converter	
	8-6	Wheel drive / drive axle manufacturer / type		Type / #	Kessler / D102PL341/528-NLB	
	8-11	Service brake		Type	Oil immersed (wet) disc	
	8-12	Parking brake		Type	Spring applied, dry disc on drive axle	

SPREADER	9-1	Spreader manufacturer / type		Type / #	Elme / 817	Elme / 857
	9-1-1	Pile slope, mechanical without PPS		degrees	+/- 3	+/- 3
	9-1-2	Pile slope, mechanical with PPS		degrees	+/- 1,5	+/- 1,5
	9-1-3	Pile slope, total with PPS		degrees	+/- 6	+/- 6
	9-2	Size of containers		ft	ISO 20' - 40'	
	9-4	Side shift	b ₈	mm	+ 600 / - 600	
	9-6-1	Rotation angle, without override		degrees	+12 / -12	+12 / -12
	9-6-2	Rotation angle, with override		degrees	+185 / -95	+185 / -95

MISC	10-1	Operating pressure for attachments		bar	140	
	10-2	Oil volume for attachments		l/m	100	
	10-3	Hydraulic tank capacity		l	625	
	10-4	Fuel tank capacity		l	855	
	10-4-1	DEF/AdBlue Tank capacity		l	57	
	10-5	Steering design			Hydrostatic	
	10-7	Sound pressure level at driver's seat	Lpaz	dB(A)	On request	
	10-7-1	Sound pressure level at driver's seat	Lwaz	dB	On request	

> STANDARD EQUIPMENT AND OPTIONS

PERFORMANCE	STD	OPT
Mercedes 6R1100 10.7L Stage V Diesel Engine: Power rating: nominal 240 kW @ 2100 rpm	X	
Hydraulically driven on-demand cooling fan	X	
Powertrain protection system	X	
Heavy duty air intake	X	
High mount exhaust	X	
Spicer Off-Highway 5-speed auto-shifting transmission	X	
Kessler D102 drive axle with wet disc brakes	X	
DRIVE	STD	OPT
Loaded Travel Speed Limiter pre-set to 20km/h depend on twist lock close signal	X	
Travel speed limiter - unconditional (adjustable)		X
Travel speed limiter - loaded (adjustable)	X	
18.00 - 25 40 Pneumatic Bias Tyres (RS46-29XD - RS46-33XD)		X
18.00 - 25 40PR Pneumatic Bridgestone STMS Slick Bias Tyres (RS46-29XD - RS46-33XD)		X
18.00 x 25 Pneumatic Goodyear Bias Tyres (RS46-29XD - RS46-33XD)		X
18.00 x 25-40 Pneumatic, E4 Bias Tyres		X
18.00 x 25 Pneumatic Goodyear Slick Radial Tyres		X
18.00 x 25 Continental Container Master E4 tyres	X	
18.00 - 33 36 Pneumatic Bias Tyres (RS46-36XD - RS46-41XD)	X	
18.00 x 33 Pneumatic Goodyear Slick Radial Tyres (RS46-36XD - RS46-41XD)	X	
Spare wheels and tyres		X
Rear Tyre Life Enhancement		X

LIFT	STD	OPT
260cc Pump Configuration with Dual 130cc Variable Displacement Pumps	X	
294cc Pump Configuration with Dual 147cc Variable Displacement Pumps		X
On-demand load sensing hydraulic system	X	
Automatic throttle-up when lifting (in neutral or inching)	X	
2-stage telescoping Boom	X	
6-high 1st row stacking		X
Load Moment Indicator (integrated in dedicated display)	X	
High speed hoist system - below 10 tons	X	
Hydraulic system temperature protection with performance de-rate		X
Digital Operator Display with Load Moment Indicator	X	
SOLAS Container Weighing System - OIML R51 Compliant		X
Static Container Load Weight System With Printer		X
Static Container Load Weight System Without Printer		X
HANDLING	STD	OPT
Hyster® 817 Top Pick Spreader 20-40ft Telescopic Spreader , capacity 40.000 kg, side shift +/- 800 mm	X	
Hyster® 817 20-40ft Telescopic Spreader with Wide Twistlock Position (WTP)		X
Hyster® 857 Intermodal Spreader with integrated and foldable piggy back legs, capacity 40.000 kg, spread 20' - 40' side shift +/- 800 mm		X
Soft landing system for spreader		X
Mechanical Pile Slope	X	
Powered Pile Slope	IH	CH
Damping system +/- 5° on the longitudinal oscillating of the spreader.	X	

STANDARD AND OPTIONAL EQUIPMENT



HANDLING <i>(continued)</i>	STD	OPT
Powered dampening cylinders	IH	CH
Tool changer		X
Attachments for steel load handling		X
Attachments for wind industry load handling		X
Barge container handling		X
4 Lifting Eyes mounted under the spreader, at 1.33m centre to centre		X
4 Lifting Eyes mounted near twistlocks, 10t each	X	
Bumpers on Spreader as Guide for twistlocks (Wide)		X
Bumpers on Spreader as Guide for twistlocks (Narrow)		X
Automated One-touch Spreader Extend/Retract (20'-40')		X
Automatic Hydraulic Spreader Stop at 20-40ft Position		X
30' Hydraulic Stop for Telescopic Spreader		X
Vertical Lift System		X
VISIBILITY	STD	OPT
2 External Mirrors on Front Fenders		X
External wide angle mirrors mounted on rear of front fenders	X	
External wide angle mirrors mounted on top of front fenders	IH	CH
Heated Mirrors		X
Rear Mounted Colour Camera with front mounted LCD Display		X
Rear Mounted Colour Camera with rear mounted LCD Display		X
Two Twist Lock Cameras Mounted on Spreader		X
Halogen work lights	X	
LED work lights		X
High performance LED work lights		X
LED twistlock indicator lights	X	
LED stop/tail/brake lights	X	
LED Turn signals, hazard & marker lights	X	
ERGONOMICS	STD	OPT
Enclosed Operator Cabin with Heating	X	
Enclosed Operator Cabin with Automatic Climate Control		X
Top Window with Armoured Glass (FOPS Certified)	X	
Top Window with Armoured Glass(FOPS Certified) and Additional Steel Bars		X
Powered partial-sliding cabin (up to 0.9m from the rear position), including additional mirrors on top of fenders	X	
Powered full-sliding cabin(up to 2.6m from the rear position), including rear view mirrors, front rail, right side stairway, and handrails	IH	CH
Elevating operator cabin		X
Isolated mounting for low noise and vibration	X	
Operator presence system	X	
Mechanical Suspension Cloth Seat	X	
Mechanical Suspension Vinyl Seat		X
Air Suspension Seat with Vinyl Cover		X
Air Suspension Seat with Cloth Cover		X
Deluxe Air Ride Full Suspension Vinyl Seat		X
Deluxe Air Suspension Cloth Seat		X
Deluxe Air Suspension Heated Cloth Seat		X
Deluxe Air Suspension Seat with Cloth Cover, Heating and Ventilation		X
Deluxe Air Suspension Seat with Cloth Cover, Heating, Ventilation		X
High and Adjustable Seat Backrest		X
Hi-Vis Red 2 Point Seat Belt	X	
Hi-Vis Red 3 Point Seat Belt		X
Floor mat	X	
Coat hook	X	
Front, top and rear wipers	X	
"H"-pattern front wiper		X
"I"-pattern front wiper	X	
Front and rear window defrosters	X	
Left side handrails, stairway and cabin door	X	
Left side stair lights		X
Right side handrails, stairway and cabin door		X
Handrails and Platform on Counterweight		X
Dual 7" Digital Display	X	
Hydraulics controlled by Joystick	X	
Directional Control on Joystick	X	
Additional Armrest on Left Side	X	
Manual park brake	X	
Park Brake - Automatic		X
Steering wheel spinner knob	X	
Telescoping & tilting steering column	X	
DC/DC 12/24V Converter with 1 Power Socket and 2 USB Outlets		X
DC/DC 12/24V Converter with 2 Power Socket and 2 USB Outlets		X

ERGONOMICS <i>(continued)</i>	STD	OPT
Reading light		X
Top and Rear Screen Roller Sunshade		X
2 Sun Visors for Front Window		X
Sunshades in Operator Cabin		X
Trainer Seat with Cloth Cover and 2-point High-Visibility Seatbelt		X
Recirculation fan		X
Additional Operator Fan in Cabin		X
Accessory Mounting Bar on A-Pillar		X
Heated Top and Rear Windows		X
Heated Rear Window		X
Heated Top Window		X
Tinted Cabin Windows - Applied to all Windows (SPED)		X
Tinted Top Cabin Window (SPED)		X
Radio Preparation with 2 Speakers and Antenna		X
Bluetooth Radio with 2 Speaker and Antenna		X
OPERATION	STD	OPT
Emergency Hydraulic Stop on Armrest		X
Air horn 112 dB	X	
Audible alarm - reverse direction activated 82-102 dB(A), self-adjusting	X	
Audible Alarm - Forward / Reverse		X
Audible White Noise Reverse Alarm		X
Visible alarm - Strobe Light	X	
Rear Radar Object Detection System		X
Truck Start - Key switch with Start Button - without Seatbelt Interlock	X	
Truck Start - Key switch with Start Button - with Seatbelt Interlock non-sequenced		X
Truck Start - Key switch with Start Button -- with Seatbelt Interlock on Sequence		X
Tyre pressure monitoring system		X
Lockable battery disconnect switch	X	
Battery jump start connection (NATO plug)		X
Automatic Truck Shutdown with Timer		X
Automatic Climate Control Shut-off with Open Door		X
Delayed Engine Shutdown for Turbo Cooldown		X
Lockable Fuel Cap		X
Non-Lockable Fuel Cap	X	
Stainless Steel diesel fuel inlet strainer in filler neck		X
Hyster Tracker wireless asset management system	X	
Hyster Tracker wireless asset management - monitoring		X
Hyster Tracker wireless asset management - access / verification		X
Automatic Grease Basic Truck and Outer Boom		X
Automatic Grease Spreader 817 with mechanical PPS and Inner Boom		X
Automatic Grease Spreader 817 with powered pile slope and Inner Boom		X
Steer Axle with Wheel Nut Protection	X	
Automatic Fire Suppression System		X
Fuses Partially Replaced by Electric Circuit Breakers		X
Operator password (display) for Truck Start		X
Engine Oil Level on Display	X	
Engine Oil level on Display and Dipstick		X
Coolant level warning on display	X	
Coolant level warning on display and Sight glass		X
Diesel Fueled Cab Heater (SPED)		X
APPEARANCE	STD	OPT
Hyster yellow paint base truck and spreader	X	
Special paint base truck and spreader		X
Red/White Retroreflective		X
SUPPLEMENTAL	STD	OPT
Literature package *	X	
Warranty: 24 Months / 4,000 Hours Parts & Labour manufacturer's warranty	X	
Warranty: 12 Months / 2,000 Hours Parts & Labour manufacturer's warranty		X

*Standard or Optional in select markets or on select models. Other options available through Special Products Engineering Department (SPED). Contact Hyster for details.

> FRONT END EQUIPMENT

CONTAINER HANDLER SPREADERS

ISO CONTAINER SPREADER WITH MPS



ISO CONTAINER SPREADER WITH PPS







INTERMODAL HANDLER SPREADER





SPREADER FOR BULK LOAD HANDLING

ISO CONTAINER TIPPING SPREADER



TOOL CHANGER AND ATTACHMENTS	
TOOL CHANGER	CH SPREADER FOR TOOL CHANGER
	
SLAB HANDLER FOR TOOL CHANGER	C-HOOK FOR TOOL CHANGER
	

SPREADER FOR COIL HANDLING	
C-HOOK SPREADER	
	

SPREADER FOR BARGE HANDLING	
OVERSIZED LEG SPREADER	
	

STRONG PARTNERS. TOUGH TRUCKS.™

FOR DEMANDING OPERATIONS, EVERYWHERE.

Hyster® supplies a complete range of warehouse equipment, IC and electric counterbalanced trucks, container handlers and reach stackers. Hyster® is committed to being much more than a lift truck supplier.

Our aim is to offer a complete partnership capable of responding to the full spectrum of material handling issues: whether you need professional consultancy on your fleet management, fully qualified service support, or reliable parts supply, you can depend on Hyster®.

Our network of highly trained dealers provides expert, responsive local support. They can offer cost-effective finance packages and introduce effectively managed maintenance programmes to ensure that you get the best possible value. Our business is dealing with your material handling needs so you can focus on the success of your business today and in the future.



HYSTER EUROPE

Centennial House, Frimley Business Park, Frimley, Surrey, GU16 7SG, England.

Tel: +44 (0) 1276 538500



www.hyster.eu



infoeurope@hyster.com



[/HysterEurope](https://www.facebook.com/HysterEurope)




[@HysterEurope](https://twitter.com/HysterEurope)



[/HysterEurope](https://www.youtube.com/HysterEurope)



HYSTER-YALE UK LIMITED trading as Hyster Europe. Registered Address: Centennial House, Building 4.5, Frimley Business Park, Frimley, Surrey GU16 7SG, United Kingdom. Registered in England and Wales. Company Registration Number: 02636775.

©2020 HYSTER-YALE UK LIMITED, all rights reserved. HYSTER, , STRONG PARTNERS. TOUGH TRUCKS. are trademarks of HYSTER-YALE Group, Inc. Hyster products are subject to change without notice. Forklift trucks illustrated may feature optional equipment.