



STILL warehouse equipment.
Bespoke solutions for every transport task.



first in intralogistics

STILL PartnerPlan – we will show you the way!

The STILL PartnerPlan is a clear and transparent structured framework to help you find the perfect customised intralogistics solution. It includes our complete range of trucks, system solutions, services and financing options. The STILL PartnerPlan enables us to work together as partners and to create a bespoke package by producing a customised combination of individual components from our range. With the STILL PartnerPlan we will find a solution precisely tailored to your needs and requirements – from industrial trucks, automation and software solutions to services including genuine and original parts as well as the right financing solution for you. At the same time, you will benefit from a seamless integration of all STILL products.

We will show you the way!

























STILL – always one step ahead. Since 1920.

For more than 100 years STILL has provided high-performance products of the finest quality in combination with fast and reliable service, making it a dependable and competent partner for your intralogistics needs.

Today we have over 9,000 employees worldwide, all of them hard at work developing and implementing innovative concepts and unique intra-company logistic solutions. As a result, our team is able to create system-orientated, custom-made, user-friendly and trendsetting innovations.

They form the basis of our product range – providing a solution for any need. However, our job is not completed with the delivery of one of our forklift trucks – STILL remains committed to providing any support you might need over the entire lifetime of your product. A personal team of regional STILL service managers and technicians is available to you on all communication channels around the clock, and thanks to the coverage of our service network always close to you. This guarantees high availability of your internal logistics.

STILL – always one step ahead.

STILL PartnerPlan						
Transport	 Electric trucks	 Diesel and LPG trucks	 Warehouse equipment	 Platform trucks and tractors	 Tugger trains	 Used trucks
Systems	 Intralogistics consulting	 Rack systems	 Warehouse software systems	 Driver assistance systems	 Automation systems	 System integration
Service	 Safety	 Original parts	 Diagnostics and repair	 Maintenance and Full Service	 Fleet Data Services	 Training
Financing	 Purchase	 Hire-purchase	 Leasing	 Long-term rental	 Short-term rental	 Basic-Dynamic®

Benchmarks as standard: With STILL warehouse technology equipment you always have success in stock.

Every warehouse is different – yet warehouses with a STILL fleet have something in common: They are efficiently organised, economical in operation, and ensure the movement of goods flow seamlessly. From reliable hand pallet trucks to innovative very narrow aisle trucks with pioneering assistance systems, STILL offers you the perfect, suitable forklift truck for every transport task.

Benefit from the advantages of our versatile and efficient fleet of order pickers. Discover the gains in productivity and working comfort that our excitingly dynamic horizontal order pickers have in store for you. Rely on low-maintenance and easy-to-operate low and high lift pallet trucks that set benchmarks - especially in terms of efficiency: every piece of warehouse equipment is designed to be "simply efficient" - and to handle your transport tasks in the best possible way and with maximum economy.

Our dream team for your warehouse – the STILL warehouse equipment programme.

Page 6 – Pallet trucks



	HPT/HPS	ECH 12C/15C	ECH 12	ECH 15	EXU	EXU-H	EXH	EXH-SF	EXH-S	SXH	FXH N	FXH	FXH 33
	hand pallet trucks	pedestrian truck	pedestrian truck	pedestrian truck	pedestrian truck	pedestrian truck with picking function	pedestrian truck	with hinged platform	with platform	with platform	seated truck	seated truck	seated truck
Load capacity (kg)	3,000	1,200–1,500	1,200	1,500	1,600–2,200	1,800–2,000	2,500–3,000	2,000–2,500	2,000–2,500	2,000	2,000–2,500	2,000–2,500	3,300
Speed (km/h)	–	4.5	4.5	5.5	6	6	6	14	14	12	12	12	20
Lift height (mm)	115	115	110	115	130	675	125	125	125	125	125	125	115
Technology		●	●	●	●	●	●●	●●	●●	●●	●●	●●	

Page 12 – High lift pallet trucks and double-deck trucks



	ECV 10/C	EXV 10-14C	EXV	EXV-SF	FXV N	FXV	EXP	EXV-CB	EXD 18	EXD 20	EXD-SF	EXD-S	SXD	FXD N	FXD
	pedestrian truck	pedestrian truck	pedestrian truck	with folding stand-on platform	seated truck	seated truck	pedestrian truck	pedestrian truck	double deck	double deck	double deck/folding stand-on platform	double deck/standing truck	double deck/standing truck	double deck/seated truck	double deck/seated truck
Load capacity (kg)	1,000	1,000–1,400	1,400–2,000	1,400–2,000	1,400–1,600	1,400–1,600	1,400–2,000	600–1,600	1,800	2,000	2,000	2,000	2,000	2,000	2,000
Speed (km/h)	4.8	6	6	10	10	12	6	6	6	6	10	10	10	10	12
Lift height (mm)	3,227	5,466	6,066	6,066	5,316	6,216	5,466	4,266	2,024	2,924	2,924	2,424	2,124	2,344	2,844
Technology		●	●●	●●	●●	●●	●	●	●	●●	●●	●●	●●	●●	●●

Page 18 – Reach trucks



Page 22 – Order pickers



	FM-4W	FM-X SE	FM-X	OPX	OPX Plus	OPX-L	OPX-L	OPX-L	OPX-L S	OPX-D	OXV 07	OXV 08	OXV 10
	four-way forklift trucks	with superelastic tyres		stand-on truck	with extra speed	with ergonomic lifting function	with ergonomic lifting function	with ergonomic lifting function	with scissor lift	double deck	stand-on truck	stand-on truck	stand-on truck
Load capacity (kg)	2,500	2,000	2,500	2,000–2,500	2,000–2,500	1,200	1,600	2,000	2,000	2,000	700	800	1,000
Speed (km/h)	13	14	14		14	12	12	12	12	12	10	10	10
Lift height (mm)	9,650	8,000	13,000		–	700	700	1,580	700	1,580	1,050	1,050	1,050
Technology		●●	●●	●●	●●	●●	●●	●●	●●	●●	●●	●●	●●

Page 15 – Stand-on forklift truck



	SXV-CB
	stand-on truck
Load capacity (kg)	1,000
Speed (km/h)	12
Lift height (mm)	5,380
Technology	●

● Li-Ion technology
● Blue-Q

Very narrow aisle trucks

A class of its own: You will find the STILL very narrow aisle solutions in a separate brochure.



	MX-X/Li-Ion	NXV	EK-X	EK-X	EK-X 10
	very narrow aisle truck (man up)	very narrow aisle truck (man down)	vertical order picker	vertical order picker	vertical order picker
Load capacity (kg)	1,500	1,500	1,200	1,000	1,000
Speed (km/h)	14	10.5	10	10	10
Reach height (mm)	17,710	–	12,000	7,800	6,350
Max. lifting height*	18,110	13,950	10,960	6,865	5,415
Technology	●●	●●	●●	●●	●

* incl. additional lift

The STILL pallet trucks – inspired innovation.

STILL's compact pallet trucks bring your horizontal goods transportation into motion. Even in the most confined spaces they impress with their precise manoeuvrability. No matter if you are looking for a low lift pallet truck or need a stand-on platform or a driver's cab for longer distances, STILL offers a suitable model for every operational profile. Anyone who not only wants to transport materials but also to pick orders safely and efficiently, will be pleased with the models with an adjustable working height of up to 760 mm. Further advantages of all product lines include the intuitively arranged control elements, leaving you to fully concentrate on transporting heavy loads of up to 3.3 tonnes. In addition, there are numerous options that make working with our trucks even more efficient - such as the innovative OptiSpeed tiller or the modern STILL lithium-ion technology.



FXH 25 N

Li-ion technology
optimises your vehicle availability
thanks to high energy density and the
possibility for interim charging.





ECH 15



EXU 16-20

STILL low lift pallet trucks - more is possible!

/ **A HPT/HPS:** Reliable, robust and versatile, whether in production, workshops or in retail: The solid steel construction withstands even the toughest conditions. Also available with manual or electric scissor lift upon request.

/ **B ECH 12C/15C:** The comfortable and ergonomic replacement of a hand pallet truck with compact dimensions designed for use on sales floors, for example. Lifting and driving is electrically powered and quite effortless. Thanks to the Li-Ion battery, the truck is always ready for use and can be recharged at any socket.

/ **C ECH 12:** The perfect replacement for hand pallet trucks in the entry-level class. With this truck's slim dimensions and electric lifting and driving, goods are moved effortlessly, even in the most confined spaces. The Li-Ion battery of the ECH 12, ECH 12C and ECH 15C allows for quick interim charging and is easy to change, just lift it from the chassis as if it were hand luggage.

/ **D ECH 15:** Compact, manoeuvrable and ready for use at any time. In contrast to hand pallet trucks, the ECH 15 moves, lifts and and lowers electrically and without effort. Thanks to the on-board charger, the pallet truck can be easily and conveniently recharged at standard sockets and are thus ready for use at any time.

/ **E EXU 16-22:** Compact low lift pallet truck with the innovative STILL OptiSpeed tiller: The truck's speed is automatically adapted to the tiller's tipping angle. Choose between the best possible efficiency or maximum performance with the ECO and BOOST driving modes.

/ **F EXU-H 18-20:** Perfect for health-friendly order picking; the EXU-H impresses with an adjustable working height of up to 760 mm for an ergonomically optimum body position for all operators. The optional auto-lift function promises even more comfort with automatic working height adjustment depending on the load status.

/ **G EXH 25-30:** Our powerhouse among the low lift pallet trucks: handles up to three tonnes effortlessly and precisely thanks to the standard electric steering system. Suspended support wheels guarantee the best traction and the color display allows operators to keep an eye on all important information.

HPT/HPS

A

ECH 12C/15C

B

ECH 12

C

ECH 15

D

EXU 16-22

E

EXU-H 18-20

F

EXH 25-30

G



3,000 kg



1,200/1,500 kg

Li-Ion
INSIDE



1,200 kg

Li-Ion
INSIDE



1,500 kg

Li-Ion
INSIDE



2,200 kg

Li-Ion
INSIDE



2,000 kg

Li-Ion
INSIDE



3,000 kg

Li-Ion
INSIDE



EXH-SF



EXH-S

STILL low lift pallet trucks with stand-on platform or driver's cab - a stand-up success.

/ **A EXH-SF 20-25:** Designed for maximum handling performance when loading and unloading trucks: The EXH-SF moves precisely and safely in the tightest of spaces. In addition, travel speeds of up to 14 km/h can be achieved during transport. Comfort and safety are granted by the air-suspended stand-on platform, which can be adjusted to the weight of the driver, and the height-adjustable side arms.

/ **B EXH-S 20-25:** This low lift pallet truck with driver's stand is quick, durable and smart. The STILL Easy Drive steering wheel enables maximum ergonomics when manoeuvring the truck, especially when used on the loading ramp. Battery capacities of up to 620 Ah (410 Ah for the Li-Ion version) and driving speeds of up to 14 km/h make the EXH-S a genuine endurance runner. Thanks to the optional, individually adjustable, air-cushioned stand-on platform, the operator's back is perfectly protected even during the toughest jobs.

/ **C SXH 20:** One product, many advantages; The SXH with driver stand masters unloading operations as well as quick horizontal transportation. Customisation is its key advantage, for example, the steering unit can be mounted on the left or right side of the operator. Uneven ground becomes child's play thanks to the chassis' optional level compensation.

/ **D FXH 20-25:** With a cushioned seat, a height-adjustable footplate and a 12 km/h top speed, the FXH is perfectly equipped for long hauls. It can handle up to 162 tonnes capacity per hour, and with the Joystick 4Plus, the operator has optimal handling control at all times.

/ **E FXH 33:** Maximum performance in record time: Among all the STILL low lift pallet trucks, the FXH 33 with cushioned driver's seat is the transport locomotive. It moves through warehouse aisles at speeds of up to 20 km/h, moves up to 3.3 tonnes and masters multi-shift operations effortlessly thanks to its battery storage capacity of up to 930 Ah. Assistance systems such as Curve Speed Control and the ABS brake system ensure optimal safety.

EXH-SF 20-25

A



2,500 kg

EXH-S 20-25

B



2,500 kg

SXH 20

C



2,000 kg

FXH 20-25 N



2,500 kg

FXH 20-25

D



FXH 33

E



3,300 kg

STILL high lift pallet trucks – an efficiency high.

STILL's high lift pallet trucks ensure perfect control over your warehouse organisation. Even through the narrowest of aisles, you can effortlessly move up to two tonnes with this compact and manoeuvrable equipment. And what's more, thanks to high residual load capacities, you can consolidate your warehouse and make optimal use of the available space, thus benefiting from storage heights of more than six metres. Longer distances? No problem! Models with air-suspension stand-on platforms, driver's seats and maximum speeds of up to 12 km/h guarantee a pallet transport that is both expeditious and not a strain on the employee's health.

However, the electric high lift pallet truck is not only quick and strong, but also extremely smart. For instance, the Dynamic Load Control load assistant of the EXV and FXV tells you at a glance how high the current load can be lifted. In addition, there other intelligent assistance systems such as Curve Speed Control, which automatically adjusts speed around corners. Simply clever.



EXV + EXV-SF

Li-ion technology
optimises your vehicle availability
thanks to high energy density and the
possibility for interim charging.





EXV-SF + EXV 14-20



EXV 14 C

/ **A ECV 10/ECV 10 C:** While the particularly compact C variant – thanks to the mono mast – lifts loads of up to 1,887 mm, the ECV 10 reaches even higher with 3,227 mm. Thanks to the built-in charger, both ECV models can be easily charged at any standard socket.

/ **B EXV 10-14 C:** Make the most of your storage space with the EXV due its very high residual load capacity. Thanks to the STILL OptiSpeed tiller, the EXV always runs at the speed: which is automatically adapted depending on the tiller angle. Moving effortlessly across all types of ground, the EXV provides even more ground clearance with the optional initial lift versions.

/ **C EXV 14-20:** A large residual load capacity meets a smart colour display, which optimally supports the operator with language-independent symbols. Even more handling capacity is provided by the optional double-deck operation, which transports two non-stackable load carriers with a total weight of up to 2,000 kg. In addition, the Dynamic Load Control assistance system supports safe load handling.

/ **D EXV-SF 14-20:** This high lift pallet truck with air-suspension platform is easy on your back, reaches speeds of 10 km/h and lifts even heavy loads more than six metres high. Load transport becomes even more efficient and safer in pedestrian mode with features such as the Dynamic Load Control load assistant, the optional load capacity indicator and the the STILL combi drawbar.

/ **E EXP 14-20:** Self-supporting and adjustable forks allow for the transportation of different pallet types. The range of functions can be increased even further with additional attachments. Automatic speed reduction when cornering, the ramp-up switch and the STILL OptiSpeed tiller guarantee safe and efficient load handling.

/ **F EXV-CB 06-16:** With the EXV-CB high lift pallet truck, you can lift pallets and carriers of any kind. The cantilever forks allow you to expand your functionality using a range of accessories. A lifting capacity of up to 1,600 kg combined with lifting heights up to 4.2 metres guarantee optimal storage consolidation and handling capacity.

/ **G SXV-CB 10:** The reliable all-rounder for a multitude of of applications. The rated capacity of 1,000 kg is available over the entire lifting height. With its narrow aisle width and small turning radius, it is also extremely manoeuvrable in the tightest of spaces.

/ **H FXV 14-16:** Aim high in narrow aisles. As the fastest in its class, the FXV, which is available with either a steering knob or wheel, lifts goods over six metres high at an impressive speed. The Dynamic Load Control load assistant indicates at a glance to which height the current load can be lifted. The cushioned driver's seat and height-adjustable footplate provide comfort over longer distances.

ECV 10/C

A

EXV 10-14C

B

EXV 14-20

C

EXV-SF 14-20

D

EXP 14-20

E

EXV-CB 06-16

F

SXV-CB 10

G

FXV 14-16

H



1,000 kg

1,400 kg

Li-Ion
INSIDE

2,000 kg

Li-Ion
INSIDE

2,000 kg

Li-Ion
INSIDE

2,000 kg

Li-Ion
INSIDE

1,600 kg

Li-Ion
INSIDE

1,000 kg

Li-Ion
INSIDE

1,000 kg

Li-Ion
INSIDE



EXD 20



FXD 20 N

/ **A EXD 18:** The double deck high lift pallet truck is available in two versions: Either extremely compact in length or equipped with an extra-large battery for up to eight hours of operation. The smart pallet adjustment aid also allows precise stacking on two levels.

/ **B EXD 20:** Thanks to the STILL OptiSpeed tiller, the double deck high lift pallet truck adjusts its speed automatically. The hydraulically-sprung support wheels guarantee maximum efficiency and safety when loading and unloading trucks.

/ **C EXD-SF 20:** An air-cushioned stand-on platform enables the driver to comfortably transport two pallets simultaneously at a speed of up to 10 km/h. Thanks to its compact dimensions, the truck moves with precision on the loading ramp.

/ **D EXD-S 20:** Thanks to the cushioned driver's cab, comfortable double-deck transports are a given, even over long distances. The Curve Speed Control assistance system automatically adjusts the speed around curves enabling the operator to work both quickly and safely.

/ **E SXD 20:** The SXD covers almost all disciplines of warehouse logistics from horizontal transport through double-deck operations to a flexible use as a high lift pallet truck with a lifting capacity of up to 1,200 kg. The cushioned driver's platform and top speed of 10 km/h combine comfort and high handling capacities.

/ **F FXD 20/FXD 20 N:** The cushioned driver's seat provides optimum comfort even over longer distances. The FXD is considered one of the best in its class, thanks to its double deck function, a lifting height of 2.8 metres and its standard overhead guard.

EXD 18 A



1,800 kg
Li-Ion
INSIDE

EXD 20 B



2,000 kg
Li-Ion
INSIDE

EXD-SF 20 C



2,000 kg
Li-Ion
INSIDE

EXD-S 20 D



2,000 kg
Li-Ion
INSIDE

SX D 20 E



2,000 kg
Li-Ion
INSIDE

FXD 20 N



2,000 kg
Li-Ion
INSIDE

FXD 20 F



2,000 kg
Li-Ion
INSIDE

STILL reach trucks – Precision at the highest level.

In addition to an outstanding lift height of up to 13 metres, STILL reach trucks also have the ability to lift up to 1,000 kg to this height thanks to the enormous residual load capacity – another small stone in the large mosaic of added-value elements. In addition to the high efficiency, powerful drive and outstanding driving comfort, you also benefit from the numerous innovative features offered by STILL reach trucks.

Thanks to Active Load Stabilisation (ALS) you can quickly move on to the next load, whilst others would still be waiting for the mast to stop vibrating. The waiting time at the shelf is thus reduced by up to 80 per cent. You will also not want to do without the outstanding, dynamic and smooth mast transition damping. This is made possible by an optical lift height measuring system, which also enables an automatic pre-selection of the lift height or an exact readout of the lift height on the display.

If you want to transport long and bulky goods, you will be quick to appreciate the advantages of the FM-4W four-way reach truck. Thanks to the super elastic tyres, the FM-X SE gives your load handling plenty of push both indoors and outdoors.



FM-X

Li-Ion technology
optimises your vehicle availability
thanks to high energy density and the
possibility for interim charging.





FM-X SE

/ **A FM-4W 20-25:** Fully functional in all directions. The FM-4W is a smart four-way forklift truck, because it is not only particularly well suited for transporting heavy goods, but also makes heavy work easy. At the same time, the truck makes work easy for the operator with modern assistance systems, such as the integrated height and weight indicator, and the health-orientated ergonomics of the cabin with its comfortable tilt seat, promise a comfortable load handling. Optional upgrades such as lift height pre-selection assist the operator even further.

/ **B FM-X SE 14-20:** Perfectly suited for combined indoor and outdoor use: thanks to its superelastic special tyres, the FM-X SE also takes rough outdoor surfaces in its stride. In addition, the truck moves not only fast but also safely thanks to the Curve Speed Control assistance system which automatically adjusts the driving speed to the steering angle and paves the way for an optimal handling performance. In the case of storage and retrieval processes, the driver benefits from sensitive hydraulic Fingertip control or the Joystick 4Plus.



FM-X

/ **C FM-X 10-25:** Faster, higher, further: thanks to Active Load Stabilisation (ALS), you no longer have to wait a long time for mast vibrations to subside. An automatic equalising pulse quickly and effectively stops vibrations that may occur at great heights, thus reducing the waiting time at the shelf by up to 80 per cent. The standard height measuring system counts among the best technologies on the market and is the basis of smart additional functions, such as the smooth mast transition shock absorption. It is so smooth that an empty plastic bottle standing upside down on the forks can be lifted to the maximum height of 13 metres without falling over. Instead of a plastic bottle, however, you can lift loads weighing up to 1,000 kg thanks to the enormous residual load capacity.

/ **D FM-X with cold-store cabin:** Hot performance in a cold environment. The heated cold-store cabin is designed for continuous use in environments with temperatures as low as -30°C and has double thermal glazing.

FM-4W 25

A



2,500 kg

FM-X SE 20

B



2,000 kg



FM-X 25

C



2,500 kg



FM-X with cold-store cabin

D



STILL order pickers – Top efficiency and performance for any application.

Hardly any line of work in logistics is more diverse than order picking. Yet whatever your application profile looks like: At STILL you will find the perfect truck - guaranteed. Because our order picking fleet is designed to do just that: With diversity, flexibility and innovative strength, we offer every customer exactly the right order picking solution to meet their needs. While you reach goods up to 12 metres high from a spacious cabin with STILL vertical order pickers, the OPX low level order picker allows you to comfortably reach the first shelf level - and move loads weighing up to 2,500 kg at an impressive maximum speed of 14 km/h. No matter if you need a double deck function for the transport of pressure-sensitive goods or extra long forks for bulky long goods, thanks to STILL's versatile modular system, you will receive a custom-built industrial truck that perfectly fits your individual requirements. All STILL order pickers benefit from state-of-the-art technology that lifts your picking frequency to the next level.



OPX

Li-ion technology
optimises your vehicle availability
thanks to high energy density and the
possibility for interim charging.





OPX



OPX-L 16

STILL order pickers – thrillingly dynamic.

The OPX horizontal order pickers with a load capacity of up to 2.5 tonnes and the OXV vertical order picker with a maximum load capacity of 1,000 kg are innovative all-round talents: Always efficient, always reliable, always inspiringly dynamic.

If required, the OPX will lift you to a reach height of 2.80 metres with a raisable driver's platform - even at this height, you can still manoeuvre the vehicle and move it to the next picking station, saving valuable time. Battery capacities of up to 500 Ah for the OXV and 620 Ah for the OPX make these order pickers real long-distance runners.

/ A STILL Easy Drive steering wheel: Thanks to its innovative contour, the operator can perfectly embrace the newly developed, ergonomic steering wheel with integrated

display and control unit in all driving situations. Consequently, simultaneous steering, lifting and driving becomes possible without having to change your grip.

/ B OPX 20-25: The innovative all-rounder, with speeds of up to 12 km/h, is available in a large number of versions, including an optional liftable operator platform for reaching heights of up to 2.80 metres. The STILL Easy Drive steering wheel rounds off the OPX 20-25's smart operating concept.

OPX 20-25 Plus: Its innovative five-wheel chassis enables even safer and more sensitive driving. In addition, the OPX 20-25 Plus is especially fast with a top speed of 14 km/h.

/ C OPX-L 12: Constructed for the ergonomic order picking of heavy-load pallets in narrow aisles, the OPX-L 12 can raise pallets to an optimal working height of up to 786 mm. With the optional autolift function, the order picker automatically raises and lowers the pallet according to loading status.

/ D OPX-L 16: The OPX-L 16 offers all the advantages of the OPX-L 12, but also enables ergonomic order picking of two pallets with a total weight of up to 1,600 kg simultaneously. Thanks to the free-swinging fork, pallets can be picked up both lengthwise and crosswise.

/ E OPX-L 20: Perfect for the ergonomic picking of two pallets, and thanks to its special design, it offers the shortest possible route to the pallet. The OPX-L 20 enables back-friendly order picking of up to 2,000 kg at a variable working height of up to 891 mm.

/ F OXV 07/08/10: Fast, efficient, safe - three words that perfectly sum up order picking with the OXV 07/08/10. The OXV is the perfect choice for efficient and easy order picking at picking heights of up to 2.8 metres.

STILL Easy Drive steering wheel

A

OPX 20/25 Plus

B

OPX-L 12

C

OPX-L 16

D

OPX-L 20

E

OXV 07/08/10

F



2,500 kg

Li-Ion

INSIDE



1,200 kg

Li-Ion

INSIDE



1,600 kg

Li-Ion

INSIDE



2,000 kg

Li-Ion

INSIDE



700/800 kg

Li-Ion

INSIDE





OPX-D 20

/ A OPX-L 20 S: The OPX-L 20 S is ideal for lifting particularly long goods or even two Euro pallets at the same time thanks to a fork length of 2,390 mm. Dependant on body size and load status, the scissor lift allows you to easily set an ergonomically optimal working height of up to 785 mm. Not only are the forks long, but so are operating times. Thanks to large battery capacities and optional STILL Li-Ion technology the OPX-L 20 S remains operational for longer.

/ B OPX-D 20: The optimal order picker for pressure-sensitive goods such as yoghurt or fruit: The OPX-D 20 transports two separately picked up pallets simultaneously. The operator not only enjoys a clear frontal view, but also benefits from a minimum turning radius. The generously designed operator's place with backrest promises comfort.



OPX-L 20 S A

OPX-D 20 B



Those in charge of a company's intralogistics need solutions to handle transport tasks as efficiently and cost-effectively as possible. However, new technologies, features and systems make it increasingly challenging and time-consuming to assess which products meet the increasing requirements. Thanks to the Simply Efficient principle, you can see the added value of all STILL trucks, software solutions and services at a

glance: Five categories of user benefit, based on an analysis of our customers' needs, guide our development and provide you with a quick and transparent overview of the specific added value. The benefits are always optimally coordinated so that you always receive a solution that is 'simply efficient' - and highly cost-effective.



Simply easy

If a solution is easy to use, you benefit from low training requirements, avoid both damage and time loss due to possible operating errors and ensure that the operator can quickly and sustainably exploit the full potential of productivity.



Simply powerful

No matter if on ramps or on level ground, on long distances or in narrow racking aisles, if in the form of high-turnover vehicles or innovative software - rely on reliable solutions with power and brains that help you move noticeably more.



Simply safe

The fastest goods turnover is of no use if it is not safe: Rely on smart assistance systems, warehouse processes planned by experts and safety training that effectively prevent damage to people, goods, data and infrastructure.



Simply flexible

When requirements change, you need products that help you react quickly. Which is why solutions from STILL help you to stay flexible. For example, by enabling trucks to be easily used or adapted to different operations.



Simply connected

Efficient processes are crucial for the profitability of your intralogistics. Networkable vehicles, easily accessible software solutions fed with real-time data and control mechanisms that can be automated help you to always get the best out of your fleet.



STILL GmbH
Berzeliusstr. 10
22113 Hamburg
Germany
Tel.: +49 40 73 39 20 00
Fax: +49 40 73 39 20 01
info@still.de

For further information please visit
www.still.eu

STILL is certified in the following
areas: Quality management,
occupational safety, environmental
protection and energy management.



first in intralogistics