

LTX Technical Data

Electric Tractor and Platform Truck

LTX 20

LTX-T 04



LTX Electric Tractor and Platform Truck

Intelligent towing

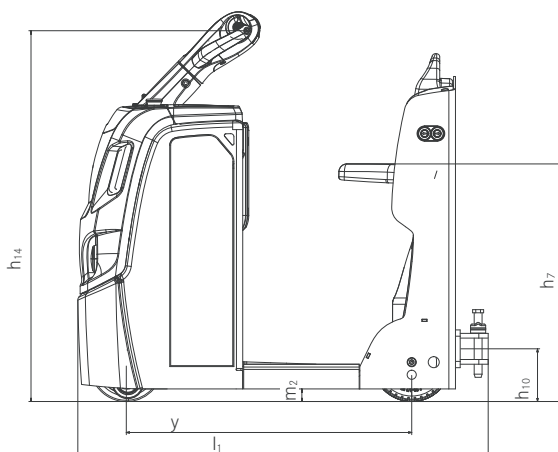
This specification sheet, which conforms to VDI guideline 2198, provides the technical values for the standard equipment only. Different tyres, other masts, the use of accessories, etc. may result in other values



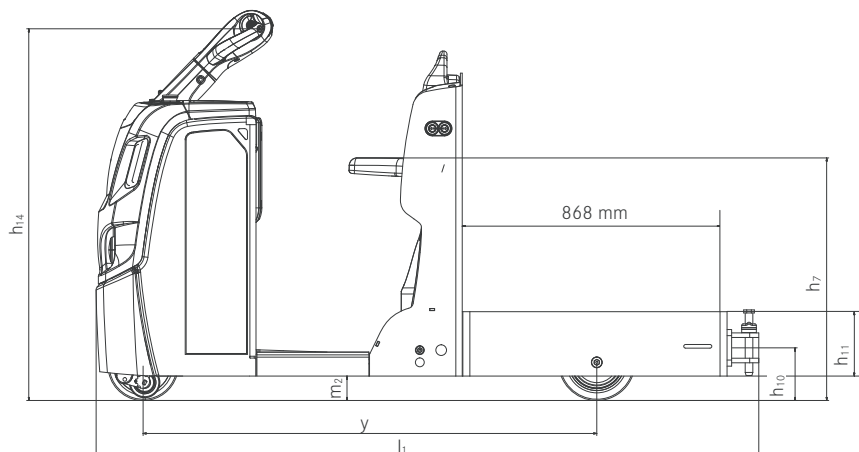
Distinguishing marks	1.1	Manufacturer			STILL	STILL	
	1.2	Manufacturer's type designation			LTX 20	LTX-T 04	
	1.3	Drive			Electro	Electro	
	1.4	Operation			Standing	Standing	
Weights	1.5	Nominal load capacity/load	Q	kg	2000	400/1000 ¹	
	1.7	Rated drawbar pull	F	N	400	400	
Weights	1.9	Wheel base (±3 mm)	y	mm	907	1487	
	2.1	Weight incl. battery		kg	620 ²	755 ²	
Tyres/chassis	2.3	Axle loadings unladen	front/rear	kg	325/295	415/340	
	3.1	Tyres	front/rear		Solid rubber/superelastic	Solid rubber/superelastic	
	3.2	Tyre size	front	mm	∅ 230 x 75	∅ 230 x 75	
	3.3	Tyre size	rear	mm	2 x ∅ 250 x 80	2 x ∅ 250 x 80	
	3.4	Support castors		mm	2 x ∅ 100 x 40	2 x ∅ 100 x 40	
	3.5	Wheels - number (x = driven wheel)	front/rear		1x + 2/2	1x + 2/2	
	3.6	Track width (±3 mm)	front	b ₁₀	mm	418	418
Basic dimensions	3.7	Track width (±3 mm)	rear	b ₁₁	mm	484	525
	4.5	Back rest/seat height	min./max.	h ₇	mm	754/1044	794/1084
	4.9	Height of tiller in driving position	min./max.	h ₁₄	mm	1178/1278	1218/1318
	4.12	Coupling height		h ₁₀	mm	167	173
	4.13	Loading height	unladen	h ₁₁	mm	-	271
	4.17	Overhang length with single-stage coupling		l ₅	mm	243	531
	4.19	Overall length		l ₁	mm	1305	2172
	4.21	Overall width (±3 mm)		b ₁ /b ₂	mm	600	600/636
	4.32	Ground clearance, centre of wheel base		m ₂	mm	40	80
	4.35	Outer turning radius		W _a	mm	1080	1660
Performance data	5.1	Travel speed	laden/unladen	km/h	8/8	8/8	
	5.5	Drawbar pull S2 60 min		N	400	400	
	5.3	Max. drawbar pull S2 5 min		N	2000	2000	
	5.8	Gradeability S2 5 min	laden/unladen	%	5/10	5/10	
Electric engine	5.10	Brakes			Electromagnetic	Electromagnetic	
	6.1	Drive motor, output S2 60 min		kW	1.5	1.5	
	6.3	Battery to IEC standard			2 PZB	2 PZB	
	6.4	Battery capacity K ₅		V/Ah	24/200	24/200	
	6.5	Battery weight (±5%)		kg	185	185	
Misc.	8.1	Type of drive unit			AC control	AC control	

¹ Rated capacity on-board platform/trailer load to the coupler

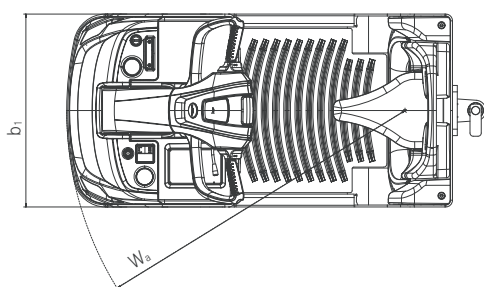
² ±10%



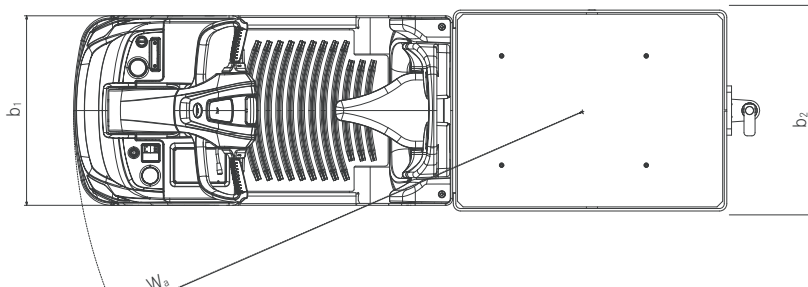
Side view LTX 20



Side view LTX-T 04



Top view LTX 20



Top view LTX-T 04

LTX Electric Tractor and Platform Truck
Detailed Photos



Vehicle lighting for higher safety



Fast coupling release from the driver's compartment



Pedestrian function for efficient order picking



Fold-out seat for long driving distances



Height-adjustable steering for different drivers



Driver's compartment with logically arranged controls

LTX Electric Tractor and Platform Truck Intelligent towing

Work comfortably: low access step and spacious footwell

Use in the smallest of spaces: very manoeuvrable and compact
(600 mm vehicle width)

Multifunctional: available as a tractor or a platform truck



Intelligent towing that looks unbelievably good as well. STILL's compact LTX 20 tractor not only features a high level of functionality, but also impresses with its well-thought-out design. Design is far more than just visual appearance – take the ergonomic backrest with folding seat, for example, which protects your back and ensures that you are relaxed in your work. On the subject of work, the slimline tractor is a trooper like no other: Compact and manoeuvrable, it pulls up to two tonnes of heavy loads and on top of that achieves impressively high acceleration values. The precise and intuitive steering ensures that the operator is always in full control when handling loads.

With a width of just 600 mm, the LTX 20 is easy to manoeuvre even through the narrowest of aisles. It is ideal for tugger train solutions in lean production or for transporting baggage at airports, but is also highly suitable for use in countless other areas. For example, the LTX 20 is also an excellent way of transporting laundry around hospitals or transporting materials for many different types of repairs, especially as the back of the transport model on its own can carry up to 400 kg.

Extensive Equipment

Power

- High handling rate: pulls and transports loads of up to 2 tonnes
- Fast transport of goods: top speed of up to 8 km/h

Precision

- Precise coupling: couple trailer quickly and safely with clear view of the trailer coupling
- Bump-free and safe transport of goods: sensitive acceleration and steering as well as optional pedestrian operation

Ergonomics

- Stand comfortably: modern sprung and cushioned driver's cab
- Easy access: low step
- Simple, fast, stress-free: optional lateral battery change provides renewed energy in just a few moments
- Platform truck easy to load: load bed height of 271 mm

Compactness

- Slimline design: extremely compact and manoeuvrable

Safety

- No unintended rolling away: the automatic parking brake is activated as soon as the truck is stationary
- Be seen: optional daytime driving lights and indicators make the truck clearly visible to other drivers
- Safe on bends: good side stability when turning

Environmental Responsibility

- A shining example: long-lasting and energy-saving LED lights
- Low-maintenance: low wear and long servicing intervals (1000 operating hours)
- Sustainable: over 95 percent of all installed materials are recyclable

LTX Electric Tractor and Platform Truck

Equipment Variants



		LTX 20	LTX-T 04
Driver's cab	Folding seat: folds up automatically when the driver gets up	●	●
	Integrated storage facilities; A4-size paper tray at rear	●	●
	Display of battery status, operating statuses, servicing reminders	●	●
	Adjustable steering column	●	●
	Sprung stand-on platform	●	●
Frame	Storage compartment at rear	—	●
	2 bump stops at front	●	●
	40 mm ground clearance and a very low access step as a result	●	—
	80 mm ground clearance for use on uneven ground	○	●
Drive	Maintenance-free drive motor	●	●
	Fully enclosed components which are impervious to dirt and dust	●	●
	Solid rubber tyres at front	●	●
	Superelastic tyres at rear	●	●
	Superelastic tyres, natural colour, at rear	○	○
	Solid rubber tyres, natural colour, at rear	○	○
	Solid rubber tyres, natural colour, at front	○	○
Brake	Regenerative braking system	●	●
	Energy recovery when braking	●	●
	Automatic parking brake	●	●
Safety and performance	LED daytime driving lights at front, indicators at front, brake, tail and flashing lights at rear	○	○
	Flashing lights	○	○
	2 driving programs	●	●
	PIN code access	○	○
Battery system	Battery changing with crane	●	●
	Roller track for easy lateral battery change	○	○
	Built-in charger with protection against accidental travel when the charging process is underway; HF technology, 24 V, 35 A	○	○
Additional features	One-stage trailer coupling with remote release	●	●
	Trailer coupling with 3 levels	○	○
	Pedestrian operation forwards/backwards using push buttons on the side of the backrest	○	—
	Pedestrian operation forwards using push buttons on the side of the backrest	—	○

● Standard ○ Option — Not available



STILL Materials Handling Ltd
Aston Way
Leyland Preston
PR26 7UX
Tel.: +44 (0)845 603 6827
Fax: +44 (0)1772 454668

STILL Materials Handling Ltd
19 Hennock Road
Marsh Barton Trading Estate
Exeter
EX2 8RU
Tel.: +44 (0)1392 435151
Fax: +44 (0)1392 824328
info@still.co.uk
For further information please visit:
www.still.co.uk



STILL ist in den Bereichen Qualitätsmanagement, Arbeitssicherheit, Umweltschutz und Energiemanagement zertifiziert.

