



**STRONG PARTNERS.
TOUGH TRUCKS.™**



EMPTY CONTAINER HANDLERS

H6XM-12EC3 / H7XM-12EC4

6000 – 7000 KG @ 1220 MM



H6XM-12EC3 / H7XM-12EC4

DISTINGUISHING MARKS	
1.1	Manufacturer (abbreviation)
1.2	Manufacturer's type designation
1.3	Drive: electric (battery or mains), diesel, petrol, fuel gas
1.4	Operator type: hand, pedestrian, standing, seated, orderpicker
1.5	Rated capacity / rated load Q (t)
1.6	Load centre c (mm)
1.8	Load distance, centre of drive axle to face of side lift spreader (588 TB / 586 TB) x (mm)
1.9	Wheelbase y (mm)
1.10.1	Stacking height at first row (number x container height, in feet)
1.10.2	Stacking height at first row (number x container height, in feet)

WEIGHTS	
2.1	Service weight ● kg
2.2	Axle loading, laden front / rear kg
2.3	Axle loading, unladen front / rear kg

TYRES / CHASSIS	
3.1	Tyres: L = pneumatic, V = cushion, SE = Pneumatic Shape Solid
3.2	Tyre size, front
3.3	Tyre size, rear
3.5	Number of wheels, front / rear (x = driven)
3.6	Tread, front b10 (mm)
3.7	Tread, rear b11 (mm)

DIMENSIONS	
4.1	Tilt of mast / fork carriage forward / backward α / β (°)
4.2	Height, mast lowered ○ h1 (mm)
4.3	Free lift h2 (mm)
4.4.1	Lift height at load centre c 1, minimum ▼ h3.1.1 (mm)
4.4.2	Lift height at load centre c 1, maximum ▼ h3.1.2 (mm)
4.5	Height, mast extended * h4 (mm)
4.7.1	Height of closed cabin without / with aircon h6 (mm)
4.7.2	Height of closed cabin with strobe light h6 (mm)
4.7.3	Height of closed cab with work lights h6 (mm)
4.7.4	Height of closed cab with aircon and strobe light h6 (mm)
4.8	Seat height relating to SIP ● h7 (mm)
4.17	Overhang l5 (mm)
4.19	Overall length (588 TB / 586 TB) l1 (mm)
4.20	Length to face of side lift spreader (588 TB / 586 TB) l2 (mm)
4.21	Overall width across all b2 (mm)
4.24	Spreader width, retracted / extended b3 (mm)
4.30	Sideshift 250
4.31	Ground clearance, laden, below mast ○ m1 (mm)
4.32	Ground clearance, centre of wheelbase ○ m2 (mm)
4.34.3.1	Aisle width with 20' container without operating clearance (588 TB / 586 TB) ASt20 (mm)
4.34.3.2	Aisle width with 20' container with 200 mm operating clearance (588 TB / 586 TB) * ASt20 (mm)
4.34.3.3	Aisle width with 20' container with 10% operating clearance (588 TB / 586 TB) ASt20 (mm)
4.34.4.1	Aisle width with 40' container without operating clearance (588 TB / 586 TB) ASt40 (mm)
4.34.4.2	Aisle width with 40' container with 200 mm operating clearance (588 TB / 586 TB) * ASt40 (mm)
4.34.4.3	Aisle width with 40' container with 10% operating clearance (588 TB / 586 TB) ASt40 (mm)
4.35	Turning radius Wa (mm)
4.36	Internal turning radius ◎ b13 (mm)

PERFORMANCE DATA	
5.1	Travel speed, laden / unladen ▼ km/h
5.2	Lift speed, laden / unladen m/s
5.3	Lowering speed, laden / unladen m/s
5.5	Drawbar pull, laden / unladen kN
5.6	Maximum drawbar pull, laden / unladen kN
5.7	Gradeability, laden / unladen * %
5.7	Gradeability, laden / unladen † %
5.9	Acceleration time, laden / unladen s

7.5	Fuel consumption according VDI cycle l/h
-----	--

ADDITIONAL DATA	
10.1	Operating pressure for attachments MPa
10.2	Oil volume for attachments l/min
10.3	Hydraulic oil tank, capacity l
10.4	Fuel tank, capacity l
10.4.1	DEF tank, capacity l
10.5	Steering design
10.6	Number of steering rotation
10.7	Sound pressure level at the driver's seat LPAZ * □ dB (A)
10.7.1	Sound power level during the workcycle LWAZ * □ dB (A)
10.8	Towing coupling, type DIN

HYSTER		HYSTER	
H6XM-12EC3		H7XM-12EC4	
Diesel		Diesel	
Seated		Seated	
6.0		7.0	
1,220		1,220	
1,124	1,200	1,124	1,200
3,300		3,300	
3 x 8'6"		4 x 8'6"	
3 x 9'6"		4 x 9'6"	

22,046		25,006	
24,588	3,578	27,978	4,148
14,068	7,978	15,725	9,281

L		L	
12.00-20 20PR		12.00-20 20PR	
12.00-20 20PR		12.00-20 20PR	
x 4	2	x 4	2
1,900		2,500	
2,000		2,000	

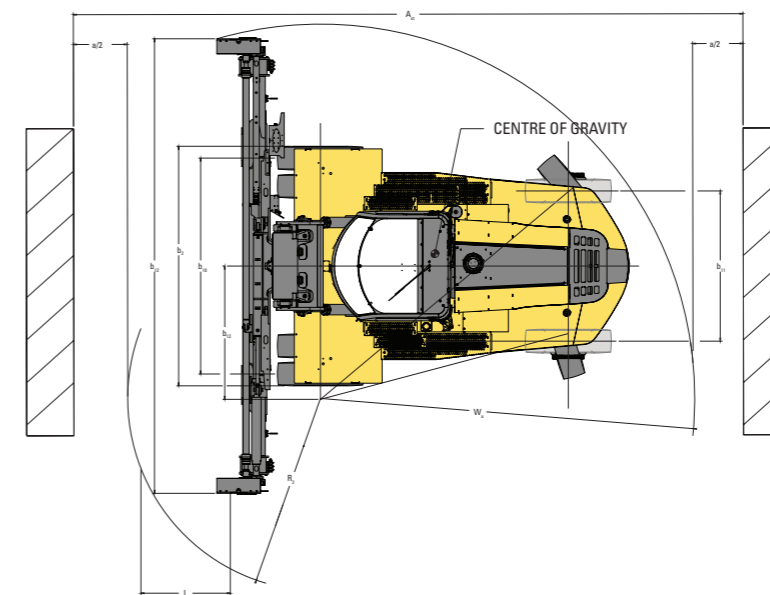
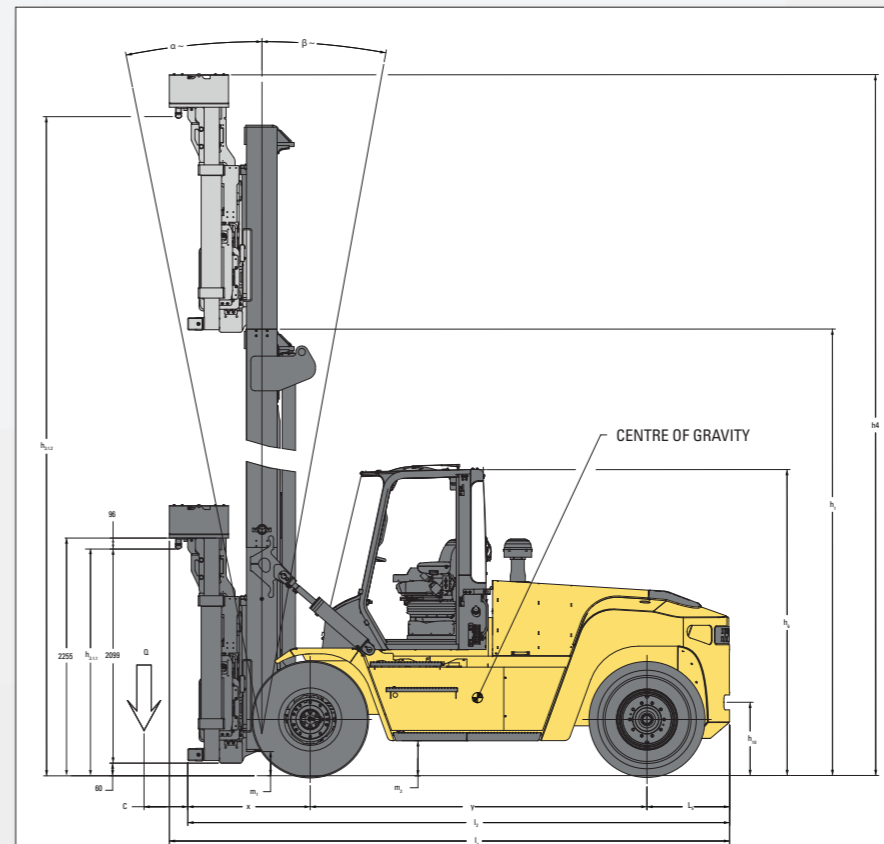
5	5	5	5
5,382		6,877	
-		-	
2159		2159	
9081		12069	
9,494		12,482	
3,089	3,122	3,089	3,122
3,257		3,257	
3,280		3,280	
3,295		3,295	
1,791		1,791	
809		809	
5,489	5,565	5,489	5,565
5,233	5,309	5,233	5,309
2,599		3,199	
6,084	12,218	6,084	12,218
250		250 (600 optional)	
203		203	
341		341	
8,785	8,875	8,785	8,875
8,985	9,075	8,985	9,075
9,664	9,763	9,664	9,763
13,576	13,637	13,576	13,637
13,776	13,837	13,776	13,837
14,934	15,000	14,934	15,000
4,584		4,584	
1,890		1,890	

26.6	28.1	26.6	28.1
0.52	0.61	0.52	0.61
0.50	0.48	0.50	0.48
113	114	112	113
126	127	125	126
45	40	38	40
51	40	43	40
6.1	5.3	5.7	5.5

☞		☞	
---	--	---	--

19.5		19.5	
100		100	
140		140	
158		158	
19		19	
Hydraulic power steering		Hydraulic power steering	
3.7		3.7	
72.8		72.8	
108.5		108.5	
Yes	Pin	Yes	Pin

TRUCK DIMENSIONS



● = Centre of gravity of unladen truck

$$A_{st\ 20} = Wa + \sqrt{\left(X + C + \frac{L_6}{2}\right)^2 + \left(\frac{b_1}{2} - b_{13}\right)^2} + a$$

b12 = Load width

L6 = Load length

a = Minimum operating clearance
(VDI standard = 200 mm
BITA recommendation = 300 mm)

NOTES:

Specifications are affected by the condition of the vehicle and how it is equipped, as well as the nature and condition of the operating area. Inform your dealer of the nature and condition of the intended operating area when purchasing your Hyster Truck.

- Weights are based on the following specifications: Complete truck with cab, pneumatic tyres, mast and 20' - 40' spreader as specified.
- Unladen with new tyres
- * Top of the spreader
- ▼ Spreader, distance from ground to twistlocks.
- Full suspension seat in depressed position.
- * Stacking aisle width is based on the VDI standard calculation as shown on illustration. The British Industrial Truck Association recommends the addition of 100 mm to the total clearance (dimension a) for extra operating margin at the rear of truck.
- ◎ Centre of truck to centre of inner turning.
- ▼ Travel speed laden / unladen limited at 25 km/h as factory default.
- * At 1.6 km/h. Gradeability figures are provided for comparison of tractive performance, but are not intended to endorse the operation of vehicle on the stated inclines. Follow instructions in the operating manual regarding operation on inclines.
- † At stall
- * Measured according to the test cycles and based on the weighting values contained in EN12053.
- Stage IV engine data based on low mount exhaust.
- ☞ Data available on request, as values are dependent on application.

NOTICE:

Care must be exercised when handling elevated loads. When the carriage and/or load is elevated, truck stability is reduced. It is important that the mast tilt in either direction is kept to a minimum when loads are elevated.

Operators must be trained and must read, understand and follow the instructions contained in the Operating Manual.

All values are nominal values and they are subject to tolerances. For further information, please contact the manufacturer.

Hyster products are subject to change without notice.

Lift trucks illustrated may feature optional equipment. Values may vary with alternative configurations.

CE Safety:

This truck conforms to the current EU requirements.

MAST AND CAPACITY INFORMATION

H6XM-12EC3 – 6 000 kg @ 1 220 mm

Stacking Height	Lift Height minimum h _{3.1.1} (mm)	Lift Height maximum h _{3.1.2} (mm)	Height mast lowered h ₁ (mm)	Free Lift h ₂ (mm)	Height mast extended h ₄ (mm)	Side Shift b _s (mm)	Overall Width b ₂ (mm)	Rated Capacity (kg)
8' - 9'6"								
3 high	2159	9018	5382	0	9494	250	2599	6000

H7XM-12EC4 – 7 000 kg @ 1 220 mm

Stacking Height	Lift Height minimum h _{3.1.1} (mm)	Lift Height maximum h _{3.1.2} (mm)	Height mast lowered h ₁ (mm)	Free Lift h ₂ (mm)	Height mast extended h ₄ (mm)	Side Shift b _s (mm)	Overall Width b ₂ (mm)	Rated Capacity (kg)
8' - 9'6"								
4 high	2159	12069	6877	0	12482	250 optional 600	3199	7000

POWERTRAINS AND SPREADERS

DESIGNATION	1.1	Manufacturer (abbreviation)	HYSTER	
	1.2	Manufacturer's type designation	H6XM-12EC3 / H7XM-12EC4	
	1.3	Drive: electric (battery or mains), diesel, petrol, fuel gas	Diesel	

POWER UNIT	7.1	Engine manufacturer / type	Cummins	QSB 6.7
	7.2	Engine power according to ISO 1585	122	2,300
	7.2.1	Max. engine power according to ISO 1585	125	2,100
	7.3	Rated speed	2,300	
	7.3.1	Torque at 1/min	732	1,500
	7.4	Number of cylinders / displacement	6	6,700
7.8	Alternator	120		
7.10	Battery voltage / nominal capacity	24		102

DRIVE TRAIN	8.1	Type of drive unit	Torque Converter	
	8.2	Transmission manufacturer / type	ZF	3 WG 161
	8.6	Wheel drive / drive axle manufacturer / type	Axle Tech	PRC 785
	8.11	Service brake	Oil immersed disc	
	8.12	Parking brake	Dry disc on drive axle	

SPREADER	9.1	Manufacturer / type	ELME 588 TB	
	9.2	Design	Side lift spreader	
	9.3	Size of containers	ISO 20' - 40'	
	9.4	Side shift	+/- 250	
	9.4.1	Telescoping time, extend / retract	17	14
	9.5	Tilt horizontal (pile slope) mechanically / hydraulically	Mechanically	
	9.6	Rotation angle	0	
9.7	Longitudinal adjustment	6096 - 12192		

MODELS, STACKING HEIGHTS AND CAPACITIES

The Hyster Empty Container Handlers range H6XM-12EC3 / H7XM-12EC4 consists of following models:

- H6XM-12EC3 Empty Container Handler, maximum 6000 kg, stacking 3 x 8' or 8'6" or 9'6" high single containers.
- H7XM-12EC4 Empty Container Handler, maximum 7000 kg, stacking 4 x 8' or 8'6" or 9'6" high single containers.

All capacities are according to ISO 10525.

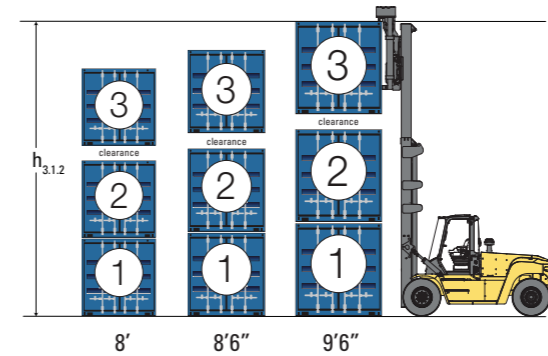
Warning: Care must be exercised when handling elevated loads.

When the spreader and/or load is elevated, truck stability is reduced. It is important that mast tilt be kept in back-tilted position or maximum in vertical position when mast / loads are elevated. Operators must be trained and adhere to the instructions contained in the Operating Manual.

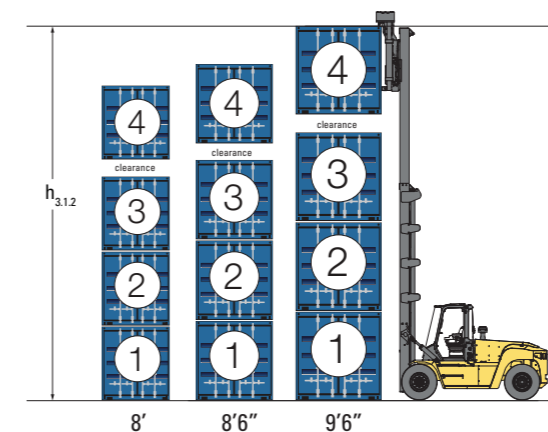


LIFT HEIGHT TO HANDLE 8' / 8'6" / 9'6" HIGH CONTAINERS

H6XM-12EC3 – 6 000 kg @ 1 200 mm – 3 high



H7XM-12EC4 – 7 000 kg @ 1 200 mm – 4 high




- b_{1.20} load width 20' or 6084 mm
- b_{1.40} load width 40' or 12218 mm
- l₆ load length 8' or 2438.4 mm
- W_a outer turning radius of the truck
- a 10% of b_{1.20} or b_{1.40}

$$Ast\ 20 = Wa + \sqrt{\left(X + C + \frac{l_6}{2}\right)^2 + \left(\frac{b_1}{2} - b_{13}\right)^2} + a$$


FRONT END EQUIPMENT



Range of 2 stage NFL masts



Single handling spreader model 588



Single handling spreader model 586

STANDARD EQUIPMENT

- Cummins QSB 6.7 122 kW / max 125 kW @ 2.300-2.100 rpm Turbo Diesel Engine
 - Stage IV Compliant
 - ECO-eLo / HiP performance modes
 - Hibernate Idle
 - Cooling fan with fan clutch
- ZFWG 161 3 speed Hydrodynamic Transmission
- Masts
 - 2-Stage NFL 3-high Mast with maximum lift height of 6922 mm
 - 2-Stage NFL 4-high Mast with maximum lift height of 9910 mm
- Spreader
 - ELME 588 TB Side lift spreader with vertical Twist locks, optical control on spreader and in the cab
- Oil-immersed Brakes
- SAUER-DANFOSS dual piston variable displacement pump 120 ccm (60 + 60 ccm)
- Axle Tech PRC 785 Drive axle with oil-immersed disc brake system
- Hydraulic Control 5 function Joystick
- Mast Tilt: 5° Forward / 5° Backward
- Directional Control Lever
- Enclosed Cab without Air Conditioning featuring:
 - Seat-Side Hydraulic Control Levers
 - Multifunction Display Panel
 - Interior Wide Angle Mirrors
 - Telescoping & Tilting Steering Column
 - I-style Front screen Wiper
 - 24-12 V DC/DC Converter
 - Top & Rear Wipers
 - Heater
 - Re-circulation Fan
 - Floor Mat
 - Isolated Mounting for Low Noise and Vibration
 - Handrails for Operator Entry and Exit
- Tyres – Drive and Steer
 - 12.00-20 20PR Trelleborg T-900 pneumatics
- Steering Wheel with Spinner Knob
- Electric Horn
- Mechanical, Full Suspension Vinyl or Cloth Seat with integrated adjustable armrest and orange Hi-Vis seat belt
- Air Intake with Sy-Klone pre cleaner
- Low mount exhaust
- 24 V Electrical System
- 120 Amp Alternator
- Manual Tilt Operator Compartment for Service Access

STANDARD EQUIPMENT (cont.)

- Light Kit 4
 - LED rear cluster with stop, reverse and direction light
 - 4 x Halogen working lights mounted on front of the cab
 - 2 x Halogen drive lights, 2 LED direction / marker lights mounted on front fender
 - 2 x Halogen working lights mounted on rear of cab
- LED direction and position light with hazard function
- Non-locking Fuel Cap
- Literature Package
 - Operator's Manual
- Warranty
 - 12 Months / 2,000 Hours Manufacturer's Warranty

OPTIONAL EQUIPMENT

- Spreader
 - ELME 586 TB Side lift spreader with vertical Twist locks with removable block, optical control on spreader and in the cab
- MONOTROL™ Pedal
- Tyres – Drive and Steer
 - 12.00 – R20 MICHELIN XZM radial
 - 12.00 – 20 Trelleborg Elite XP solids
 - 12.00 – R20 Trelleborg Radial pneumatics
- Front and Rear Mud Flaps
- Steer Wheel Nut Protection
- Enclosed Cab with Air Conditioning includes:
 - Seat-Side Hydraulic Control Levers
 - Multifunction Display Panel
 - Interior Wide Angle Mirrors
 - Telescoping & Tilting Steering Column
 - Floor Mat
 - 24-12 V DC/DC Converter
 - I-style Front screen Wiper
 - Top & Rear Wipers
 - Heater
 - Re-circulation Fan
- Enclosed Cab options
 - Top and rear sun shades
 - H-style Front screen Wiper
 - Temperature controller
 - Air conditioner, manual controlled
 - Air conditioner, automatically controlled
 - High Performance Air conditioner, manual controlled
 - High Performance Air conditioner, automatically controlled
 - Reading light
 - Trainer seat
 - IT console for on-board computer
 - Storage console
 - Heated top window
 - Engine start interlock
- Radio preparation, inclusive wire, two speakers and antenna
- Rain top for OHG
- Wire mesh protection guard on Top of cab
- External Mirror right and left
- Seats
 - Mechanical, Full Suspension High backrest Vinyl or Cloth Seat
 - Pneumatic, Full Suspension Vinyl or Cloth Seat
 - Pneumatic, Full Suspension High backrest Vinyl or Cloth Seat
 - Deluxe Air Suspended Full Suspension Cloth Seat
 - Heated Deluxe Air Suspended Full Suspension Cloth Seat
- 3-point seat belt for Deluxe Seat
- High Mount Air Intake
- Powered Tilt Operator Compartment
- Lockable Battery Disconnect Switch
- High mount exhaust
- Various Light Kits
- Amber strobe light- Ignition key and switch activated
- Self-adjustable back up Alarm volume > 5 dB(A) ambient
- Hydraulic Accumulator
- Lockable diesel fuel cap
- Lifting eye shackles
- Engine Block Heater (230 V)
- Traction Speed Limiter
- Automatic Engine Shutdown
- Hydraulic temperature protection
- Pressure compensated lowering
- Hyster Tracker Wireless Asset Management system

Other options available through Special Products Engineering Development (SPED). Contact Hyster for details.

STRONG PARTNERS. TOUGH TRUCKS.™

FOR DEMANDING OPERATIONS, EVERYWHERE.

Hyster supplies a complete range of warehouse equipment, IC and electric counterbalanced trucks, container handlers and reach stackers. Hyster is committed to being much more than a lift truck supplier.

Our aim is to offer a complete partnership capable of responding to the full spectrum of material handling issues: Whether you need professional consultancy on your fleet management, fully qualified service support, or reliable parts supply, you can depend on Hyster.

Our network of highly trained dealers provides expert, responsive local support. They can offer cost-effective finance packages and introduce effectively managed maintenance programmes to ensure that you get the best possible value. Our business is dealing with your material handling needs so you can focus on the success of your business today and in the future.



HYSTER EUROPE

Centennial House, Frimley Business Park, Frimley, Surrey, GU16 7SG, England.


Tel: +44 (0) 1276 538500




www.hyster.eu infoeurope@hyster.com [/HysterEurope](https://www.facebook.com/HysterEurope) [@HysterEurope](https://twitter.com/HysterEurope) [/HysterEurope](https://www.youtube.com/HysterEurope) www.hyster-bigtrucks.com

HYSTER-YALE UK LIMITED trading as Hyster Europe. Registered Address: Centennial House, Building 4.5, Frimley Business Park, Frimley, Surrey GU16 7SG, United Kingdom.

Registered in England and Wales. Company Registration Number: 02636775.

HYSTER,  and FORTENS are registered trademarks in the European Union and certain other jurisdictions.

MONOTROL® is a registered trademark, and DURAMATCH and  are trademarks in the United States and in certain other jurisdictions.

Hyster products are subject to change without notice. Lift trucks illustrated may feature optional equipment.