




**STRONG PARTNERS.
TOUGH TRUCKS.™**



HIGH CAPACITY FORKLIFT TRUCKS

H36-48XM(S)-12

36 000 - 48 000 KG @ 1200MM



TECHNICAL DATA

DISTINGUISHING MARKS	1.1	Manufacturer
	1.2	Manufacturer's type designation
	1.3	Drive: electric (battery or mains), diesel, petrol, LPG
	1.4	Operator type: hand, pedestrian, standing, seated, order-picker
	1.5	Rated capacity / rated load ■ Q (t)
	1.6	Load centre distance c (mm)
	1.8	Load distance, centre of drive axle to fork x (mm)
	1.9	Wheelbase y (mm)

WEIGHTS	2.1	Service weight * kg
	2.2	Axle loading, laden front / rear kg
	2.3	Axle loading, unladen front / rear kg

TYRES/CHASSIS	3.1	Tyres: L = pneumatic, V = solid, SE = Pneumatic-Shaped Solid
	3.2	Tyre size, front
	3.3	Tyre size, rear
	3.5	Wheels, number front/ rear (x = driven wheels) ⊙
	3.6	Tread, front b ₁₀ (mm)
	3.7	Tread, rear b ₁₁ (mm)

DIMENSIONS	4.1	Tilt of mast/fork carriage forward/backward α / β (°)
	4.2	Height, mast lowered ● h ₁ (mm)
	4.3	Free lift h ₂ (mm)
	4.4	Lift † h ₃ (mm)
	4.5	Height, mast extended h ₄ (mm)
	4.7	Height of overhead guard / steel cab h ₅ (mm)
	4.7.1	Cab height without airco / with airco h ₅ (mm)
	4.7.2	Cab height w/o airco w/ strobe light / w/ cab mounted work lights h ₅ (mm)
	4.8	Seat height relating to SIP ○ h ₇ (mm)
	4.12	Coupling height h ₁₀ (mm)
	4.19	Overall length l ₁ (mm)
	4.20	Length to face of forks l ₂ (mm)
	4.21	Overall width across all b ₂ (mm)
	4.22	Fork dimensions ISO 2331 s/e/l (mm)
	4.23	Carriage type
	4.24	Fork carriage width b ₃ (mm)
	4.25	Distance over fork arms, minimum / maximum b ₅ (mm)
	4.30	Sideshift @ width over forks b ₆ (mm)
	4.31	Ground clearance, laden, below mast m ₁ (mm)
	4.32	Ground clearance, centre of wheelbase m ₂ (mm)
	4.33	Load dimension b 12 x l 6 crossways (mm)
	4.34.1	Aisle width predetermined load dimensions (a = 10% of Ast) A _{ax} (mm)
	4.34.2	Aisle width predetermined load dimensions (a = 200 mm) A _{ax} (mm)
	4.35	Turning radius W ₁ (mm)
4.36	Internal turning radius ◇ b ₁₃ (mm)	

PERFORMANCE DATA	5.1	Travel speed with / without load * km/h
	5.2	Lifting speed with / without load m/s
	5.2.1	Lifting speed with 70% load m/s
	5.3	Lowering speed with / without load m/s
	5.5	Drawbar pull with / without load † kN
	5.7	Gradeability with / without load @ 1.6 km/hour † %
	5.8	Gradeability with / without load @ stall ◆ %

ADDITIONAL DATA	10.1	Operating pressure for attachments Mpa
	10.2	Oil volume for attachments l/min
	10.3	Hydraulic oil tank, capacity l
	10.4	Fuel tank, capacity l
	10.4.1	DEF tank, capacity (Stage IV only) l
	10.5	Steering design
	10.6	Number of steering rotation
	10.7	Sound pressure level at the driver's seat L _{paz} ● dB (A)
	10.7.1	Sound power level during the workcycle L _{WAZ}
	10.8	Towing coupling, type DIN

HYSTER		HYSTER		HYSTER		HYSTER	
H36XMS-12	H40XMS-12	H44XMS-12	H48XMS-12	H36XMS-12	H40XMS-12	H44XMS-12	H48XMS-12
Diesel	Diesel	Diesel	Diesel	Diesel	Diesel	Diesel	Diesel
Seated	Seated	Seated	Seated	Seated	Seated	Seated	Seated
36	40	44	48	36	40	44	48
1,200	1,200	1,200	1,200	1,200	1,200	1,200	1,200
1,255	1,255	1,255	1,255	1,255	1,255	1,255	1,255
5,385	5,385	5,385	5,385	5,385	5,385	5,385	5,385

52,385	55,525	57,754	60,963	52,385	55,525	57,754	60,963
83,965	4,702	90,707	5,634	95,398	6,347	101,653	7,382
31,083	21,302	31,215	24,310	31,279	26,475	31,585	29,378

L		L		L		L	
18.00 - 25 40PR	18.00 - 25 40PR	18.00 - 25 40PR	18.00 - 25 40PR	18.00 - 25 40PR	18.00 - 25 40PR	18.00 - 25 40PR	18.00 - 25 40PR
18.00 - 25 40PR	18.00 - 25 40PR	18.00 - 25 40PR	18.00 - 25 40PR	18.00 - 25 40PR	18.00 - 25 40PR	18.00 - 25 40PR	18.00 - 25 40PR
x 4 / 2	x 4 / 2	x 4 / 2	x 4 / 2	x 4 / 2	x 4 / 2	x 4 / 2	x 4 / 2
3,703	3,703	3,703	3,703	3,703	3,703	3,703	3,703
3,020	3,020	3,020	3,020	3,020	3,020	3,020	3,020

6°		10°		6°		10°		6°		10°	
5,183	5,183	5,183	5,183	5,183	5,183	5,183	5,183	5,183	5,183	5,183	
0	0	0	0	0	0	0	0	0	0	0	
4,267	4,267	4,267	4,267	4,267	4,267	4,267	4,267	4,267	4,267	4,267	
7,316	7,316	7,316	7,316	7,316	7,316	7,316	7,316	7,316	7,316	7,316	
3,880	3,916	3,880	3,916	3,880	3,916	3,880	3,916	3,880	3,916	3,916	
3,916	3,949	3,916	3,949	3,916	3,949	3,916	3,949	3,916	3,949	3,949	
4,084	4,107	4,084	4,107	4,084	4,107	4,084	4,107	4,084	4,107	4,107	
2,700	2,700	2,700	2,700	2,700	2,700	2,700	2,700	2,700	2,700	2,700	
NA	NA	NA	NA	NA	NA	NA	NA	NA	NA	NA	
10,123	10,123	10,123	10,123	10,123	10,123	10,123	10,123	10,123	10,123	10,123	
7,683	7,683	7,683	7,683	7,683	7,683	7,683	7,683	7,683	7,683	7,683	
4,200	4,200	4,200	4,200	4,200	4,200	4,200	4,200	4,200	4,200	4,200	
140 / 300 / 2.440	140 / 300 / 2.440	140 / 300 / 2.440	140 / 300 / 2.440	140 / 300 / 2.440	140 / 300 / 2.440	140 / 300 / 2.440	140 / 300 / 2.440	140 / 300 / 2.440	140 / 300 / 2.440	140 / 300 / 2.440	
Quick Disconnect Pin type with fork positioner	Quick Disconnect Pin type with fork positioner	Quick Disconnect Pin type with fork positioner	Quick Disconnect Pin type with fork positioner	Quick Disconnect Pin type with fork positioner	Quick Disconnect Pin type with fork positioner	Quick Disconnect Pin type with fork positioner	Quick Disconnect Pin type with fork positioner	Quick Disconnect Pin type with fork positioner	Quick Disconnect Pin type with fork positioner	Quick Disconnect Pin type with fork positioner	
3,150	3,150	3,150	3,150	3,150	3,150	3,150	3,150	3,150	3,150	3,150	
1,509	2,855	1,509	2,855	1,509	2,855	1,509	2,855	1,509	2,855	2,855	
0	0	0	0	0	0	0	0	0	0	0	
371	371	371	371	371	371	371	371	371	371	371	
442	442	442	442	442	442	442	442	442	442	442	
2,400	2,400	2,400	2,400	2,400	2,400	2,400	2,400	2,400	2,400	2,400	
11,831	11,831	11,831	11,831	11,831	11,831	11,831	11,831	11,831	11,831	11,831	
10,955	10,955	10,955	10,955	10,955	10,955	10,955	10,955	10,955	10,955	10,955	
7,100	7,100	7,100	7,100	7,100	7,100	7,100	7,100	7,100	7,100	7,100	
2,760	2,760	2,760	2,760	2,760	2,760	2,760	2,760	2,760	2,760	2,760	

19	20	19	20	19	20	19	20
0.21	0.23	0.21	0.23	0.21	0.23	0.21	0.23
0.22	0.22	0.22	0.22	0.22	0.22	0.22	0.22
0.50	0.50	0.50	0.50	0.50	0.50	0.50	0.50
274	228	274	228	274	228	274	228
25	38	25	38	25	38	25	38
25	38	25	38	25	38	25	38

23.5	23.5	23.5	23.5	23.5	23.5
90	90	90	90	90	90
660	660	660	660	660	660
830	830	830	830	830	830
57	57	57	57	57	57
Hydraulic power steering	Hydraulic power steering	Hydraulic power steering	Hydraulic power steering	Hydraulic power steering	Hydraulic power steering
6.0	6.0	6.0	6.0	6.0	6.0
74	74	74	74	74	74
108	108	108	108	108	108
NA	NA	NA	NA	NA	NA

HYSTER		HYSTER		HYSTER		DISTINGUISHING MARKS
H40XM-12	H44XM-12	H48XM-12	H40XM-12	H44XM-12	H48XM-12	
Diesel	Diesel	Diesel	Diesel	Diesel	Diesel	
Seated	Seated	Seated	Seated	Seated	Seated	
40	44	48	40	44	48	
1,200	1,200	1,200	1,200	1,200	1,200	
1,255	1,255	1,255	1,255	1,255	1,255	
5,900	5,900	5,900	5,900	5,900	5,900	

50,120	52,350	55,150	50,120	52,350	55,150
85,070	5,050	90,730	5,620	96,740	6,410
28,730	21,390	28,755	23,595	29,135	26,015

L		L		L <td rowspan="7">WEIGHTS</td>		WEIGHTS
18.00 - 25 40PR	18.00 - 25 40PR	18.00 - 25 40PR	18.00 - 25 40PR	18.00 - 25 40PR	18.00 - 25 40PR	
18.00 - 25 40PR	18.00 - 25 40PR	18.00 - 25 40PR	18.00 - 25 40PR	18.00 - 25 40PR	18.00 - 25 40PR	
x 4 / 2	x 4 / 2	x 4 / 2	x 4 / 2	x 4 / 2	x 4 / 2	
3,703	3,703	3,703	3,703	3,703	3,703	
3,020	3,020	3,020	3,020	3,020	3,020	

6°		10°		6°		10° <td rowspan="24">DIMENSIONS</td>		DIMENSIONS
5,183	5,183	5,183	5,183	5,183	5,183	5,183	5,183	
0	0	0	0	0	0	0	0	
4,267	4,267	4,267	4,267	4,267	4,267	4,267	4,267	
7,316	7,316	7,316	7,316	7,316	7,316	7,316	7,316	
3,880	3,916	3,880	3,916	3,880	3,916	3,880	3,916	
3,916	3,949	3,916	3,949	3,916	3,949	3,916	3,949	
4,084	4,107	4,084	4,107	4,084	4,107	4,084	4,107	
2,700	2,700	2,700	2,700	2,700	2,700	2,700	2,700	
NA	NA	NA	NA	NA	NA	NA	NA	
10,638	10,638	10,638	10,638	10,638	10,638	10,638	10,638	
8,198	8,198	8,198	8,198	8,198	8,198	8,198	8,198	
4,200	4,200	4,200	4,200	4,200	4,200	4,200	4,200	
140 / 300 / 2.440	140 / 300 / 2.440	140 / 300 / 2.440	140 / 300 / 2.440	140 / 300 / 2.440	140 / 300 / 2.440	140 / 300 / 2.440	140 / 300 / 2.440	
Quick Disconnect Pin type with fork positioner	Quick Disconnect Pin type with fork positioner	Quick Disconnect Pin type with fork positioner	Quick Disconnect Pin type with fork positioner	Quick Disconnect Pin type with fork positioner	Quick Disconnect Pin type with fork positioner	Quick Disconnect Pin type with fork positioner	Quick Disconnect Pin type with fork positioner	
3,150	3,150	3,150	3,150	3,150	3,150	3,150	3,150	
1,509	2,855	1,509	2,855	1,509	2,855	1,509	2,855	
0	0	0	0	0	0	0	0	
371	371	371	371	371	371	371	371	
442	442	442	442	442	442	442	442	
2,400	2,400	2,400	2,400	2,400	2,400	2,400	2,400	
12,591	12,591	12,591	12,591	12,591	12,591	12,591	12,591	
11,646	11,646	11,646	11,646	11,646	11,646	11,646	11,646	
7,791	7,791	7,791	7,791	7,791	7,791	7,791	7,791	
2,963	2,963	2,963	2,963	2,963	2,963	2,963	2,963	

19	20	19	20	19	20	19	20
0.21	0.23	0.21	0.23	0.21	0.23	0.21	0.23
0.22	0.22	0.22	0.22	0.22	0.22	0.22	0.22
0.50	0.50	0.50	0.50	0.50	0.50	0.50	0.50
274	228	274	228	274	228	274	228
25	38	25	38	25	38	25	38
25	38	25	38	25	38	25	38

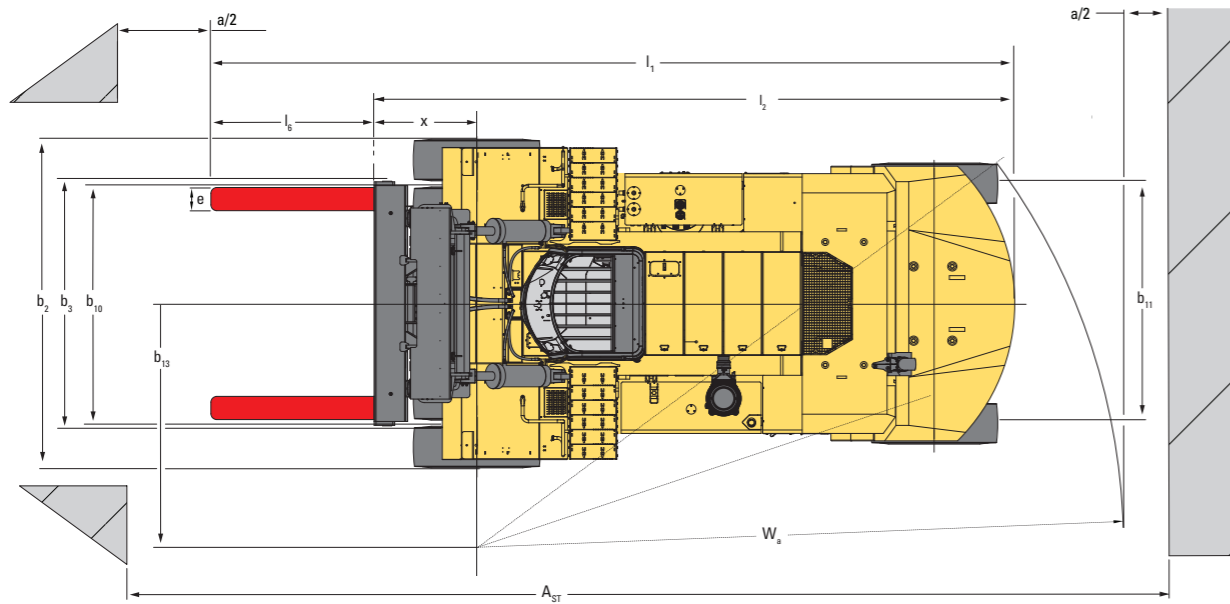
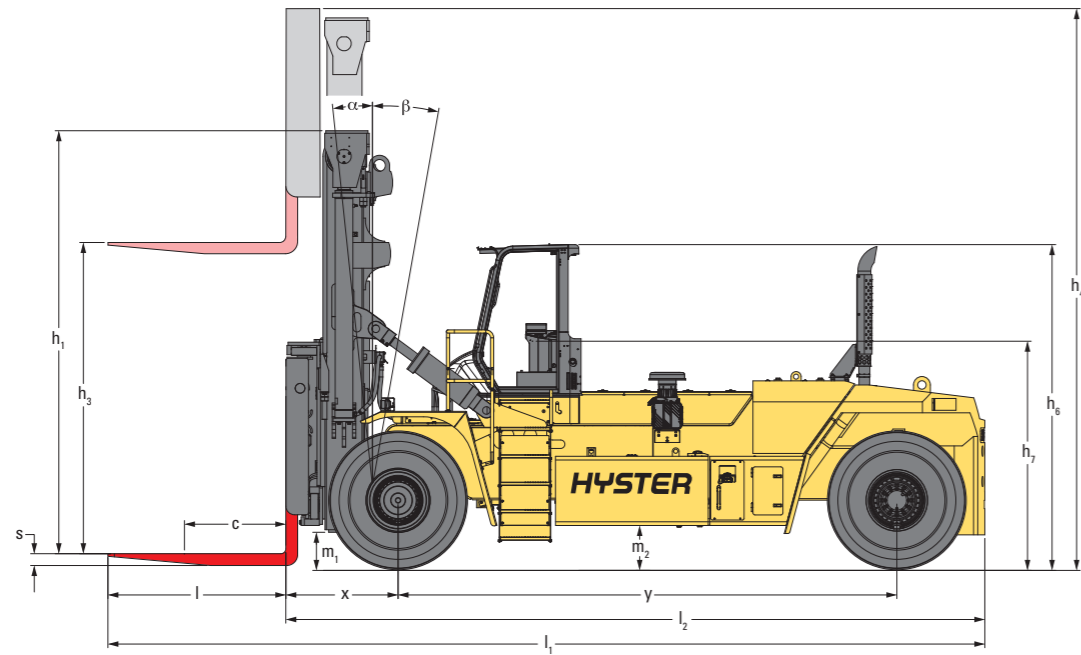
23.5	23.5	23.5	23.5	23.5	23.5
90	90	90	90	90	90
660	660	660	660	660	660
830	830	830	830	830	830
57	57	57	57	57	57
Hydraulic power steering	Hydraulic power steering	Hydraulic power steering	Hydraulic power steering	Hydraulic power steering	Hydraulic power steering
6.0	6.0	6.0	6.0	6.0	6.0
74	74	74	74	74	74
108	108	108	108	108	108
NA	NA	NA	NA	NA	NA

NOTE:

Specifications are affected by the condition of the vehicle and how it is equipped, as well as the nature and condition of the operating area. Inform your dealer of the nature and condition of the intended operating area when purchasing your Hyster Truck.

- Standard Fork Positioner carriage
- Unladen with new tyres
- † Bottom of forks
- Full suspension seat in depressed position
- ⊙ Front tread centre outer tyre
- ◇ Distance centre truck to centre of internal turning radius
- †

TRUCK DIMENSIONS



- Ast = $W_c + x + b + a$ (see line 4.34.1 & 4.34.2)
- a = Minimum operating clearance
(VDI standard = 200 mm
BITA recommendation = 300 mm)
- b = Load Length

POWERTRAINS

1.1	Manufacturer (abbreviation)	
1.2	Manufacturer's type designation	
1.3	Drive: electric (battery or mains), diesel, petrol, fuel gas	

HYSTER	
H36-48XM(S)-12	
Diesel	

7.1	Engine manufacturer / type	
7.2	Engine output according to ISO 1585	kW / min ⁻¹
7.2.1	Max engine output according to ISO 1585	kW / min ⁻¹
7.3	Rated speed	min ⁻¹
7.3.1	Torque at 1/min	Nm / min ⁻¹
7.4	Number of cylinders / displacement	(-)/cm ³
7.5	Fuel consumption in accordance to VDI	l/h
7.8	Alternator	A
7.10	Battery voltage/nominal capacity	(V)/(Ah)

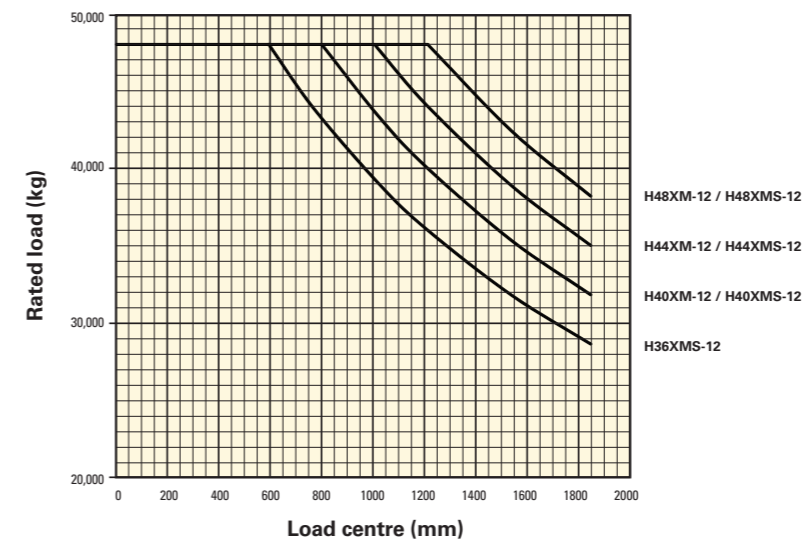
Cummins	QSL9
261	2,100
283	1,900
2,100	
1,627	1,500
6	8,900
On Request	
120	
24	120

8.1	Type of drive unit	
8.2	Transmission manufacturer/type	
8.6	Wheel drive/drive axle manufacturer/type	
8.11	Service brake	
8.12	Parking brake	

Torque Converter	
Dana S.O.H TE 32	
KESSLER D102PL341/528	
Oil immersed disc	
Dry disc on drive axle	

CAPACITY RATINGS

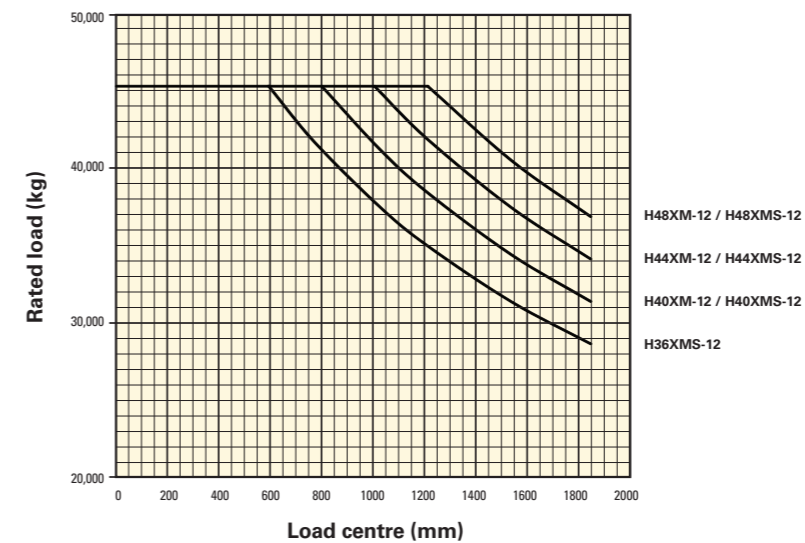
PIN TYPE CARRIAGE



Ratings are for the basic truck equipped with mast 7010 mm lift height (BOF), standard carriage and forks. Only applicable for 18.00 - 25 tyres.

The ratings are computed using fork lengths as follows:
0 to 1200 mm Load centre
2440 mm Fork length

PIN TYPE SIDE SHIFT FRAME CARRIAGE WITH INDEPENDENT FORK POSITIONER



Ratings are for the basic truck equipped with mast 7010 mm lift height (BOF), standard carriage and forks. Only applicable for 18.00 - 25 tyres.

The ratings are computed using fork lengths as follows:
0 to 1200 mm Load centre
2440 mm Fork length

MAST AND CAPACITY INFORMATION

H36XMS-12 CAPACITIES @ 1,200mm load centre

Mast	Lift height h ₁ (+s) (mm)	Lowered height h ₁ (mm)	Free lift height h ₂ (mm)	Extended height h ₁ (mm)	Pin Type carriage with independent Fork Positioner		Pin Type Side Shift frame carriage with independent Fork Positioner	
					Mast tilt forward / backward (deg.)	Capacity @ 1 200 mm load centre (kg)	Mast tilt forward / backward (deg.)	Capacity @ 1 200 mm load centre (kg)
2 stage NFL	4,407	5,183	0	7,316	6 / 10	36,280	6 / 10	34,340
	7,150	6,554	0	10,059	6 / 10	36,100	6 / 10	33,890
	8,647	7,316	0	11,583	6 / 10	35,120	6 / 10	32,970
	9,284	7,621	0	12,193	6 / 10	34,720	6 / 10	32,590
	9,894	7,926	0	12,803	6 / 10	34,310	6 / 10	32,180

H40XMS-12 CAPACITIES @ 1,200mm load centre

Mast	Lift height h ₁ (+s) (mm)	Lowered height h ₁ (mm)	Free lift height h ₂ (mm)	Extended height h ₁ (mm)	Pin Type carriage with independent Fork Positioner		Pin Type Side Shift frame carriage with independent Fork Positioner	
					Mast tilt forward / backward (deg.)	Capacity @ 1 200 mm load centre (kg)	Mast tilt forward / backward (deg.)	Capacity @ 1 200 mm load centre (kg)
2 stage NFL	4,407	5,183	0	7,316	6 / 10	40,820	6 / 10	39,000
	7,150	6,554	0	10,059	6 / 10	40,820	6 / 10	38,550
	8,647	7,316	0	11,583	6 / 10	40,620	6 / 10	38,280
	9,284	7,621	0	12,193	6 / 10	40,200	6 / 10	37,870
	9,894	7,926	0	12,803	6 / 10	39,750	6 / 10	37,460

H44XMS-12 CAPACITIES @ 1,200mm load centre

Mast	Lift height h ₁ (+s) (mm)	Lowered height h ₁ (mm)	Free lift height h ₂ (mm)	Extended height h ₁ (mm)	Pin Type carriage with independent Fork Positioner		Pin Type Side Shift frame carriage with independent Fork Positioner	
					Mast tilt forward / backward (deg.)	Capacity @ 1 200 mm load centre (kg)	Mast tilt forward / backward (deg.)	Capacity @ 1 200 mm load centre (kg)
2 stage NFL	4,407	5,183	0	7,316	6 / 10	44,000	6 / 10	41,980
	7,150	6,554	0	10,059	6 / 10	44,000	6 / 10	41,530
	8,647	7,316	0	11,583	6 / 10	43,700	6 / 10	41,260
	9,284	7,621	0	12,193	6 / 10	43,600	6 / 10	41,160
	9,894	7,926	0	12,803	6 / 10	43,150	6 / 10	40,730

H48XMS-12 CAPACITIES @ 1,200mm load centre

Mast	Lift height h ₁ (+s) (mm)	Lowered height h ₁ (mm)	Free lift height h ₂ (mm)	Extended height h ₁ (mm)	Pin Type carriage with independent Fork Positioner		Pin Type Side Shift frame carriage with independent Fork Positioner	
					Mast tilt forward / backward (deg.)	Capacity @ 1 200 mm load centre (kg)	Mast tilt forward / backward (deg.)	Capacity @ 1 200 mm load centre (kg)
2 stage NFL	4,407	5,183	0	7,316	6 / 10	48,070	6 / 10	46,560
	7,150	6,554	0	10,059	6 / 10	48,070	6 / 10	46,110
	8,647	7,316	0	11,583	6 / 10	48,070	6 / 10	45,840
	9,284	7,621	0	12,193	6 / 10	48,070	6 / 10	45,740
	9,894	7,926	0	12,803	6 / 10	47,710	6 / 10	45,310

H40XM-12 CAPACITIES @ 1,200mm load centre

Mast	Lift height h ₁ (+s) (mm)	Lowered height h ₁ (mm)	Free lift height h ₂ (mm)	Extended height h ₁ (mm)	Pin Type carriage with independent Fork Positioner		Pin Type Side Shift frame carriage with independent Fork Positioner	
					Mast tilt forward / backward (deg.)	Capacity @ 1 200 mm load centre (kg)	Mast tilt forward / backward (deg.)	Capacity @ 1 200 mm load centre (kg)
2 stage NFL	4,407	5,183	0	7,316	6 / 10	40,000	6 / 10	38,350
	7,150	6,554	0	10,059	6 / 10	40,000	6 / 10	37,900
	8,647	7,316	0	11,583	6 / 10	40,000	6 / 10	37,600
	9,284	7,621	0	12,193	6 / 10	39,600	6 / 10	37,200
	9,894	7,926	0	12,803	6 / 10	39,250	6 / 10	36,750

H44XM-12 CAPACITIES @ 1,200mm load centre

Mast	Lift height h ₁ (+s) (mm)	Lowered height h ₁ (mm)	Free lift height h ₂ (mm)	Extended height h ₁ (mm)	Pin Type carriage with independent Fork Positioner		Pin Type Side Shift frame carriage with independent Fork Positioner	
					Mast tilt forward / backward (deg.)	Capacity @ 1 200 mm load centre (kg)	Mast tilt forward / backward (deg.)	Capacity @ 1 200 mm load centre (kg)
2 stage NFL	4,407	5,183	0	7,316	6 / 10	44,000	6 / 10	42,500
	7,150	6,554	0	10,059	6 / 10	44,000	6 / 10	42,000
	8,647	7,316	0	11,583	6 / 10	44,000	6 / 10	41,750
	9,284	7,621	0	12,193	6 / 10	44,000	6 / 10	41,650
	9,894	7,926	0	12,803	6 / 10	43,600	6 / 10	41,200

H48XM-12 CAPACITIES @ 1,200mm load centre

Mast	Lift height h ₁ (+s) (mm)	Lowered height h ₁ (mm)	Free lift height h ₂ (mm)	Extended height h ₁ (mm)	Pin Type carriage with independent Fork Positioner		Pin Type Side Shift frame carriage with independent Fork Positioner	
					Mast tilt forward / backward (deg.)	Capacity @ 1 200 mm load centre (kg)	Mast tilt forward / backward (deg.)	Capacity @ 1 200 mm load centre (kg)
2 stage NFL	4,407	5,183	0	7,316	6 / 10	48,000	6 / 10	46,200
	7,150	6,554	0	10,059	6 / 10	48,000	6 / 10	45,750
	8,647	7,316	0	11,583	6 / 10	48,000	6 / 10	45,450
	9,284	7,621	0	12,193	6 / 10	48,000	6 / 10	45,350
	9,894	7,926	0	12,803	6 / 10	47,650	6 / 10	44,900

FRONT END EQUIPMENT



Range of 2 stage NFL masts



Quick disconnect Pin Type forks



3150mm wide Pin Type carriage with independent Fork Positioner for Quick Disconnect forks



3150mm wide Pin Type Side Shift frame carriage with independent Fork Positioner for Quick Disconnect forks

STANDARD EQUIPMENT

- Cummins QSL9 8.9L 261 / max 283 KW @ 1.900rpm Turbo Diesel Engine
 - Stage IV Compliant
 - ECO-eLo / HiP performance modes
 - Hibernate Idle
 - Hydraulically driven cooling fan
- DANA S.O.H. TE 32, 4-speed auto-shifting transmission with APC200 shift controller
- 4267mm maximum fork height 2-stage NFL mast with 5160mm lowered height
- 3.150 mm wide Standard Carriage with Fork Positioning
- 2440mm long forks (300 x 140mm section)
- Seatside hydraulic control
- Integrated heavy duty air intake pre-cleaner with dual element filter pressure
- Kessler D102 PL 341/528 NLB planetary drive axle with wet disc brakes
- Powertrain protection system for engine and transmission, high temperature or low oil
- 764 Litre diesel tank
- 625 Litre hydraulic tank
- 57 Litre DEF tank
- CANbus electrical control system for engine, transmission and hydraulics
- 18.00 - 25 40PR bias pneumatic drive and steer tyres
- Directional control lever with direction change interlock system
- Mast tilt: 6° forward/10° backward
- Enclosed cabin module with:
 - Seatside lever hydraulic control
 - Multifunction display panel
 - Interior wide angle mirrors
 - Recirculation fan
 - Telescoping and tilting steering column
 - Steering wheel with spinner knob
 - Floor mat
 - Isolated mounting for low noise and vibration
 - Front, top and rear wipers
 - Heater
- Mechanical, Full Suspension Vinyl or Cloth Seat with integrated adjustable armrest and orange Hi-Vis seat belt
- Operator restraint system
- Operator presence system
- Electric air horn (112 dBA)
- 24V electrical system
- Halogen light kit includes 6 forward facing and 2 rearward facing lights
- Visible alarm - amber strobe light - key switch activated
- Audible alarm - reverse direction activated
- Non-lockable diesel fuel cab
- Lockable battery disconnect switch
- Steer wheel lug protection
- Chain anchor protection
- Operator's manual
- Removable, lightweight deck plates allow access to complete engine compartment for ease of service.

OPTIONAL EQUIPMENT

- DANA S.O.H. TE 27, 4-speed auto-shifting transmission with APC200 shift controller
 - Masts - various lift heights
 - 3.150 mm wide Side shift frame carriage with Fork Positioning - Individual Fork Control
 - Pin Type Quick Disconnect forks with cross-section 110 x 140 mm for container forklift pockets
 - Multi-function joystick
 - Tyres
 - 18.00 - R25 Radial tyres
 - 18.00 - R25 Slick radial tyres
 - 18.00 - 25 40PR Slick tyres
 - Cab options
 - Air conditioner, manual controlled
 - Air conditioner, automatically controlled
 - High Performance Air conditioner, manual controlled
 - High Performance Air conditioner, automatically controlled
 - Reading light
 - Top and rear sun shades
 - Trainer seat
 - Recirculation fan
 - IT console for on-board computer
 - Rear locking console
 - Heated top Window
 - Engine start interlock
 - Radio preparation, inclusive wire, two speakers and antenna
 - 24-12V DC converter
 - Wire mesh protection guard on top of cab
 - External Mirror right and left, cab mounted
 - Seats
 - Mechanical, Full Suspension High backrest Vinyl or Cloth Seat
 - Pneumatic, Full Suspension Vinyl or Cloth Seat
 - Pneumatic, Full Suspension High backrest Vinyl or Cloth Seat
 - Deluxe Air Suspended Full Suspension Cloth Seat
 - Heated Deluxe Air Suspended Full Suspension Cloth Seat
 - 3-point high-visibility seat belts
 - High Intensity Discharge (HID) xenon lighting
 - Engine pre-heater 1.500 W / 230 Volt AC
 - NATO Start aid connector (24V)
 - Mast tilt indicator
 - Traction speed limiter
- Hyster Tracker Wireless Asset Management system
- Other options available through Special Products Engineering Department (SPED). Contact Hyster for details.

STRONG PARTNERS. TOUGH TRUCKS.™

FOR DEMANDING OPERATIONS, EVERYWHERE.

Hyster supplies a complete range of warehouse equipment, IC and electric counterbalanced trucks, container handlers and reach stackers. Hyster is committed to being much more than a lift truck supplier.

Our aim is to offer a complete partnership capable of responding to the full spectrum of material handling issues: Whether you need professional consultancy on your fleet management, fully qualified service support, or reliable parts supply, you can depend on Hyster.

Our network of highly trained dealers provides expert, responsive local support. They can offer cost-effective finance packages and introduce effectively managed maintenance programmes to ensure that you get the best possible value. Our business is dealing with your material handling needs so you can focus on the success of your business today and in the future.



HYSTER EUROPE

Centennial House, Frimley Business Park, Frimley, Surrey, GU16 7SG, England.


Tel: +44 (0) 1276 538500




 www.hyster.eu  infoeurope@hyster.com  [/HysterEurope](https://www.facebook.com/HysterEurope)  [@HysterEurope](https://twitter.com/HysterEurope)  [/HysterEurope](https://www.youtube.com/HysterEurope)  www.hyster-bigtrucks.com

HYSTER-YALE UK LIMITED trading as Hyster Europe. Registered Address: Centennial House, Building 4.5, Frimley Business Park, Frimley, Surrey, GU16 7SG, United Kingdom.

Registered in England and Wales. Company Registration Number: 02636775.

HYSTER,  and FORTENS are registered trademarks in the European Union and certain other jurisdictions.

MONOTROL® is a registered trademark, and DURAMATCH and  are trademarks in the United States and in certain other jurisdictions.

Hyster products are subject to change without notice. Lift trucks illustrated may feature optional equipment.